

CORRY METAL FURNITURE COMPANY

21 MAPLE AVENUE

CORRY, PA 16407

TELEPHONE: (814) 665-8221

FAX: (814) 664-9571

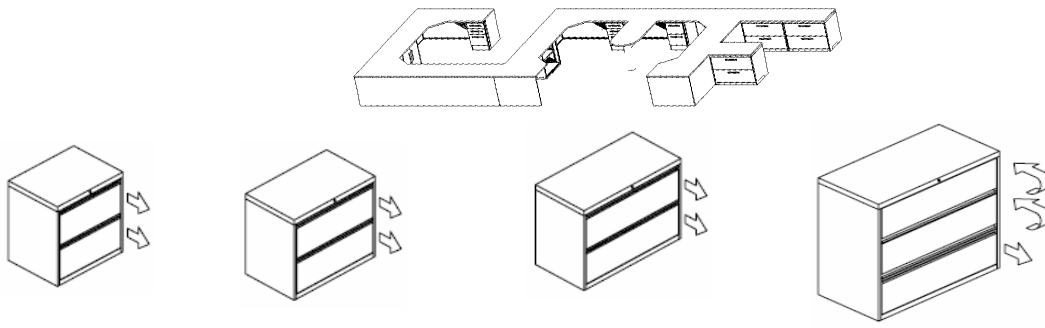
EMAIL: CUSTOMERSERVICE@CORRYMETALFURNITURE.COM

WEB: WWW.CORRYMETALFURNITURE.COM

R131016

Table of Contents

<u>Storage</u>	Page
<u>Lateral Filing Cabinets</u>	
12" High Drawers	3
12" Rollout Shelves & Receding Doors	4
12" Fixed Shelves	5
10.5" High Drawers	6
13.5" and 15" High Drawers	7
Lateral files with integrated storage areas	8
23" Deep High Density Files	9
Overfiles	10
<u>Bookcases</u>	
Bookcases	11
Shelving 10.5" spacing	12
Shelving 12" spacing	13
<u>Storage Cabinets</u>	
Shelving 10.5" spacing	14
Shelving 12" spacing	15
23" Deep High Density Storage Cabinets	16-17
<u>Wardrobe Cabinets - to match 10.5 and 12" spacing</u>	18
<u>Vertical Files - Letter and Legal</u>	19
<u>Storage Towers</u>	20-21
<u>Pedestals</u>	23-24
<u>Desks</u>	
<u>Tube Leg Desks and Returns</u>	25-26
<u>Panel Leg Desks and Returns</u>	27-28
<u>Full Height Pedestal Desks and Returns</u>	29-30
<u>Bridges, Corners & Peninsulas</u>	31
<u>C-Leg Desks & Returns</u>	32
<u>Desk top and Wall Mounted Overstorage</u>	33
<u>Built-Ins</u>	34-36



Corry Metal Furniture proudly introduces an extraordinarily VERSAtile line of Lateral Files, Vertical Files, Pedestals, Storage Towers, Desks and more for the office furniture market.

Lateral Files come in many different configurations; from 24 - 48 inches wide and 2 through 6 drawers high. Standard features include:

- Double acting lock system (latches both sides of the drawer),
- Double layer base and frame construction for a exceptionally rigid case,
- Safety Drawer interlock system,
- Adjustable glides (accessible from the inside),
- Side to side hanging bars for each drawer (front to back bars are optional)

Cases with more than three drawers have a 1 1/2 inch high cross brace or posting shelf above the third drawer for added rigidity.

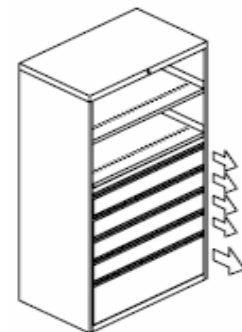
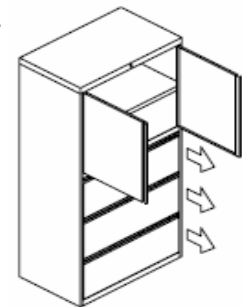
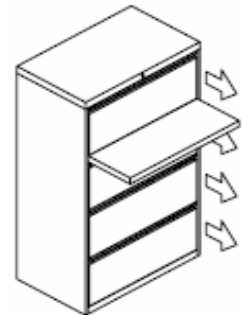
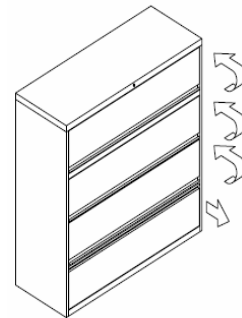
Drawers come in 10 1/2" and 12" standard heights but are available in 6", 7 1/2", 9", 10 1/2", 12", 13 1/2", 15", 16 1/2" heights. Drawers have several available head styles. Receding doors are available for 12" and 15" drawers. Drawer openings can have Fixed Shelves, Roll-out Shelves, with or without Receding Doors or Drawers. Posting shelves are available in cabinets with more than 3 drawers (shelf is located above the third drawer). Some cabinets can have doors in the upper sections for binder storage.

Cabinets can have different height drawers within one cabinet. The available space for drawers is 21, 24, 31.5, 36, 42, 48, 52.5, 60, and 63 inches. Any combination of available drawers that add up to one of these heights can be assembled. Additional 1 1/2" high cross braces can be added to fill in if necessary. One is added for cabinets 42" and higher and is figured into the available drawer spaces listed above.

High Density Filing lateral files are 23" deep compared to the standard 18" deep lateral files. This provides additional capacity and with the provided hanging bars offers other options for filing.

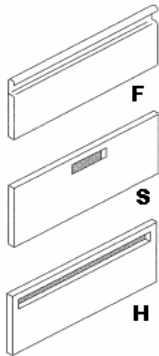
Please look through the variety of storage cabinets in this catalog to see how we can provide products to meet your storage needs,

Desk products are described later in this document.



VL12D

Lateral Filing Cabinets with 12" high drawers



Drawer Head styles (all are inset to the case)
 "F" style is the standard style full length pull,
 change the ■ of the model number to "F".

"S" is a short pull inset in the head, to order
 change the ■ of the model number to "S".

"H" is a long pull inset in the head, to order
 change the ■ of the model number to "H".

Description: Lateral filing cabinets are **18" deep** and
 equipped with a double acting lock system, interlock,
 leveling glides and side-to-side hanging bars.
 Optional **FRONT-TO-BACK BARS** are ordered separately.

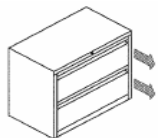
VFBH-18 \$10.00

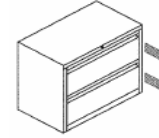
Optional **DRAWER DIVIDERS** are ordered separately.

DIV-LAT12-18 \$26.00

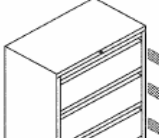
Other configurations are available upon request

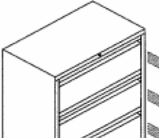
Data shown is approximate and may be
 changed without notice.

	24" wide	30" wide	36" wide	42" wide	48" wide
 2 Drawer	■ -VL12-2D24 ~ Height 27 7/8" ~ Weight 88 lbs. List Price \$890.00	■ -VL12-2D30 ~ Height 27 7/8" ~ Weight 103 lbs. List Price \$940.00	■ -VL12-2D36 ~ Height 27 7/8" ~ Weight 119 lbs. List Price \$988.00	■ -VL12-2D42 ~ Height 27 7/8" ~ Weight 134 lbs. List Price \$1,038.00	■ -VL12-2D48 ~ Height 27 7/8" ~ Weight 149 lbs. List Price \$1,116.00

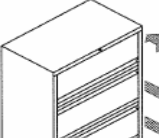
	24" wide	30" wide	36" wide	42" wide	48" wide
 2 Drawer under counter height	■ -VU12-2D24 ~ Height 26 7/8" ~ Weight 88 lbs. List Price \$890.00	■ -VU12-2D30 ~ Height 26 7/8" ~ Weight 103 lbs. List Price \$940.00	■ -VU12-2D36 ~ Height 26 7/8" ~ Weight 119 lbs. List Price \$988.00	■ -VU12-2D42 ~ Height 26 7/8" ~ Weight 134 lbs. List Price \$1,038.00	■ -VU12-2D48 ~ Height 26 7/8" ~ Weight 149 lbs. List Price \$1,116.00

Note: VU series fit under a work surface

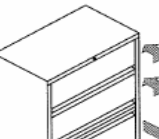
 3 Drawer	■ -VL12-3D24 ~ Height 39 7/8" ~ Weight 124 lbs. List Price \$1,118.00	■ -VL12-3D30 ~ Height 39 7/8" ~ Weight 143 lbs. List Price \$1,180.00	■ -VL12-3D36 ~ Height 39 7/8" ~ Weight 162 lbs. List Price \$1,242.00	■ -VL12-3D42 ~ Height 39 7/8" ~ Weight 181 lbs. List Price \$1,304.00	■ -VL12-3D48 ~ Height 39 7/8" ~ Weight 200 lbs. List Price \$1,444.00
--	--	--	--	--	--

 4 Drawer	■ -VL12-4D24 ~ Height 53 3/8" ~ Weight 160 lbs. List Price \$1,426.00	■ -VL12-4D30 ~ Height 53 3/8" ~ Weight 182 lbs. List Price \$1,508.00	■ -VL12-4D36 ~ Height 53 3/8" ~ Weight 205 lbs. List Price \$1,588.00	■ -VL12-4D42 ~ Height 53 3/8" ~ Weight 227 lbs. List Price \$1,670.00	■ -VL12-4D48 ~ Height 53 3/8" ~ Weight 250 lbs. List Price \$1,856.00
---	--	--	--	--	--

Optional Posting shelf is available for 4,5 & 6 drawer units. See below.

 5 Drawer - 1 Rollout Shelf / Receding Door and 4 Drawers	■ -VL12-1R4D24 ~ Height 65 3/8" ~ Weight 195 lbs. List Price \$1,886.00	■ -VL12-1R4D30 ~ Height 65 3/8" ~ Weight 221 lbs. List Price \$1,956.00	■ -VL12-1R4D36 ~ Height 65 3/8" ~ Weight 250 lbs. List Price \$2,052.00	■ -VL12-1R4D42 ~ Height 65 3/8" ~ Weight 275 lbs. List Price \$2,148.00	
---	--	--	--	--	--

Optional Posting shelf is available for 4,5 & 6 drawer units. See below.

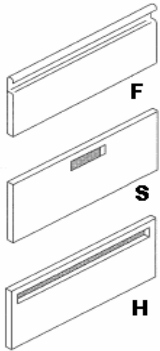
 6 Drawer - 1 Fixed, 1 Rollout / Receding Doors and 4 Drawers		■ -VL12-1F4R1D30 ~ Height 77 3/8" ~ Weight 261 lbs. List Price \$2,298.00	■ -VL12-1F4R1D36 ~ Height 77 3/8" ~ Weight 291 lbs. List Price \$2,410.00		
---	--	--	--	--	--

A **POSTING SHELF** is available for 4,5 & 6 drawer units and takes the place of the cross-bar above the 3rd drawer.
 Add a "P" to the end of the model number for this option and add:

	\$100.00	\$106.00	\$158.00	\$168.00	\$178.00
COUNTERWEIGHT (required if freestanding)	CWF-24 \$102.00	CWF-30 \$138.00	CWF-36 \$162.00	CWF-42 \$184.00	CWF-48 \$202.00

VL12R

Lateral Filing Cabinets with 12" Rollout Shelves & Receding Doors



Drawer Head styles (all are inset to the case)
"F" style is the standard style full length pull, change the ■ of the model number to "F".

"S" is a short pull inset in the head, to order change the ■ of the model number to "S".

"H" is a long pull inset in the head, to order change the ■ of the model number to "H".

Description: Lateral filing cabinets are 18" deep and equipped with a double acting lock system, interlock, leveling glides and side-to-side hanging bars.

Optional **FRONT-TO-BACK BARS** are ordered separately.

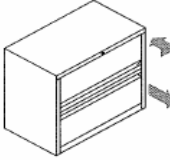
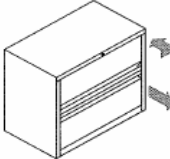
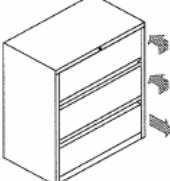
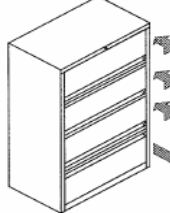
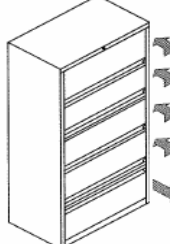
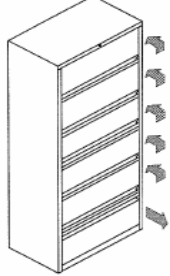
VFBH-18 \$10.00

Optional **DRAWER DIVIDERS** are ordered separately.

DIV-LAT12-18 \$26.00

Other configurations are available upon request

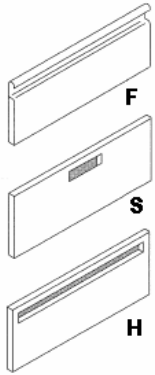
Data shown is approximate and may be changed without notice.

	24" wide	30" wide	36" wide	42" wide	48" wide
2 Drawer - 1 Rollout Shelf with Receding Door and 1 Drawer					
	■ -VL12-1R1D24	■ -VL12-1R1D30	■ -VL12-1R1D36	■ -VL12-1R1D42	■ -VL12-1R1D48
~ Height	27 7/8"	27 7/8"	27 7/8"	27 7/8"	27 7/8"
~ Weight	88 lbs.	103 lbs.	119 lbs.	134 lbs.	149 lbs.
List Price	\$1,094.00	\$1,144.00	\$1,196.00	\$1,248.00	\$1,298.00
2 Drawer under counter height					
	■ -VU12-1R1D24	■ -VU12-1R1D30	■ -VU12-1R1D36	■ -VU12-1R1D42	■ -VU12-1R1D48
~ Height	26 7/8"	26 7/8"	26 7/8"	26 7/8"	26 7/8"
~ Weight	88 lbs.	103 lbs.	119 lbs.	134 lbs.	149 lbs.
List Price	\$1,094.00	\$1,144.00	\$1,196.00	\$1,248.00	\$1,298.00
Note: VU series fit under a work surface					
3 Drawer - 2 Rollout Shelves with Receding Doors and 1 Drawer					
	■ -VL12-2R1D24	■ -VL12-2R1D30	■ -VL12-2R1D36	■ -VL12-2R1D42	■ -VL12-2R1D48
~ Height	39 7/8"	39 7/8"	39 7/8"	39 7/8"	39 7/8"
~ Weight	124 lbs.	143 lbs.	162 lbs.	181 lbs.	200 lbs.
List Price	\$1,456.00	\$1,522.00	\$1,588.00	\$1,656.00	\$1,722.00
4 Drawer - 3 Rollout Shelves with Receding Doors and 1 Drawer					
	■ -VL12-3R1D24	■ -VL12-3R1D30	■ -VL12-3R1D36	■ -VL12-3R1D42	■ -VL12-3R1D48
~ Height	53 3/8"	53 3/8"	53 3/8"	53 3/8"	53 3/8"
~ Weight	160 lbs.	182 lbs.	205 lbs.	227 lbs.	250 lbs.
List Price	\$1,900.00	\$1,988.00	\$2,076.00	\$2,162.00	\$2,250.00
Optional Posting shelf is available for 4,5 & 6 drawer units. See below.					
5 Drawer - 4 Rollout Shelves with Receding Doors and 1 Drawer					
	■ -VL12-4R1D24	■ -VL12-4R1D30	■ -VL12-4R1D36	■ -VL12-4R1D42	
~ Height	65 3/8"	65 3/8"	65 3/8"	65 3/8"	
~ Weight	195 lbs.	221 lbs.	250 lbs.	275 lbs.	
Price List	\$2,262.00	\$2,364.00	\$2,468.00	\$2,570.00	
Optional Posting shelf is available for 4,5 & 6 drawer units. See below.					
6 Drawer - 5 Rollout Shelves with Receding Doors and 1 Drawer					
		■ -VL12-5R1D30	■ -VL12-5R1D36		
~ Height		77 3/8"	77 3/8"		
~ Weight		261 lbs.	291 lbs.		
Price List		\$2,742.00	\$2,860.00		
A POSTING SHELF is available for 4,5 & 6 drawer units and takes the place of the cross-bar above the 3rd drawer. Add a "P" to the end of the model number for this option and add:					
	\$100.00	\$106.00	\$158.00	\$168.00	\$178.00
COUNTERWEIGHT (required if freestanding)	CWF-24 \$102.00	CWF-30 \$138.00	CWF-36 \$162.00	CWF-42 \$184.00	CWF-48 \$202.00

VL12F

Lateral Filing Cabinets with 12" Fixed Shelves and Receding Doors

(for medical records)



Drawer Head styles (all are inset to the case)
"F" style is the standard style full length pull,
change the ■ of the model number to "F".

"S" is a short pull inset in the head, to order
change the ■ of the model number to "S".

"H" is a long pull inset in the head, to order
change the ■ of the model number to "H".

Description: Lateral filing cabinets are **18" deep** and
equipped with a double acting lock system, interlock,
leveling glides and side-to-side hanging bars.

Optional **FRONT-TO-BACK BARS** are ordered separately.

VFBH-18 \$10.00

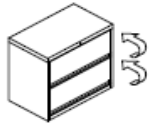
Optional **DRAWER DIVIDERS** are ordered separately.

DIV-LAT12-18 \$26.00

Other configurations are available upon request

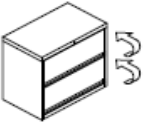
Data shown is approximate and may be
changed without notice.

24" wide 30" wide 36" wide 42" wide 48" wide



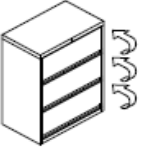
2 Fixed Shelves with Receding Doors

	■ -VL12-2F24	■ -VL12-2F30	■ -VL12-2F36	■ -VL12-2F42	■ -VL12-2F48
~ Height	27 7/8"	27 7/8"	27 7/8"	27 7/8"	27 7/8"
~ Weight	88 lbs.	103 lbs.	119 lbs.	134 lbs.	149 lbs.
List Price	\$1,268.00	\$1,330.00	\$1,392.00	\$1,452.00	\$1,514.00



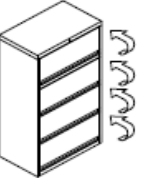
2 Fixed Shelves with Receding Doors - under counter height

	■ -VU12-2F24	■ -VU12-2F30	■ -VU12-2F36	■ -VU12-2F42	■ -VU12-2F48
~ Height	26 7/8"	26 7/8"	26 7/8"	26 7/8"	26 7/8"
~ Weight	88 lbs.	103 lbs.	119 lbs.	134 lbs.	149 lbs.



3 Fixed Shelves with Receding Doors

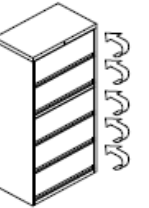
	■ -VL12-3F24	■ -VL12-3F30	■ -VL12-3F36	■ -VL12-3F42	■ -VL12-3F48
~ Height	39 7/8"	39 7/8"	39 7/8"	39 7/8"	39 7/8"
~ Weight	124 lbs.	143 lbs.	162 lbs.	181 lbs.	200 lbs.
List Price	\$1,268.00	\$1,330.00	\$1,392.00	\$1,452.00	\$1,514.00



4 Fixed Shelves with Receding Doors

	■ -VL12-4F24	■ -VL12-4F30	■ -VL12-4F36	■ -VL12-4F42	■ -VL12-4F48
~ Height	53 3/8"	53 3/8"	53 3/8"	53 3/8"	53 3/8"
~ Weight	160 lbs.	182 lbs.	205 lbs.	227 lbs.	250 lbs.
List Price	\$1,942.00	\$2,038.00	\$2,136.00	\$2,232.00	\$2,328.00

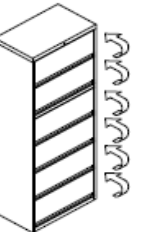
Optional Posting shelf is available for 4,5 & 6 drawer units. See below.



5 Fixed Shelves with Receding Doors

	■ -VL12-5F24	■ -VL12-5F30	■ -VL12-5F36	■ -VL12-5F42	■ -VL12-5F48
~ Height	65 3/8"	65 3/8"	65 3/8"	65 3/8"	65 3/8"
~ Weight	195 lbs.	221 lbs.	250 lbs.	275 lbs.	300 lbs.
List Price	\$2,264.00	\$2,378.00	\$2,494.00	\$2,608.00	\$2,722.00

Optional Posting shelf is available for 4,5 & 6 drawer units. See below.



6 Fixed Shelves with Receding Doors

	■ -VL12-6F24	■ -VL12-6F30	■ -VL12-6F36	■ -VL12-6F42	■ -VL12-6F48
~ Height	77 3/8"	77 3/8"	77 3/8"	77 3/8"	77 3/8"
~ Weight	261 lbs.	291 lbs.	321 lbs.	351 lbs.	381 lbs.
List Price	\$2,718.00	\$2,984.00	\$3,250.00	\$3,516.00	\$3,782.00

A **POSTING SHELF** is available for 4,5 & 6 drawer units and takes the place of the cross-bar above the 3rd drawer.

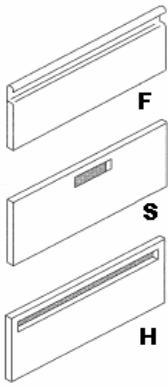
Add a "P" to the end of the model number for this option and add:

\$100.00	\$106.00	\$158.00	\$168.00	\$178.00
----------	----------	----------	----------	----------

COUNTERWEIGHT (required if freestanding)	CWF-24	CWF-30	CWF-36	CWF-42	CWF-48
	\$102.00	\$138.00	\$162.00	\$184.00	\$202.00

VL10D

Lateral Filing Cabinets with 10" Drawers



Drawer Head styles (all are inset to the case)
"F" style is the standard style full length pull, change the ■ of the model number to "F".

"S" is a short pull inset in the head, to order change the ■ of the model number to "S".

"H" is a long pull inset in the head, to order change the ■ of the model number to "H".

Description: Lateral filing cabinets are 18" deep and equipped with a double acting lock system, interlock, leveling glides and side-to-side hanging bars. Optional **FRONT-TO-BACK BARS** are ordered separately.

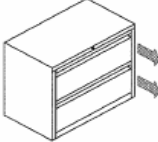
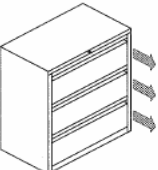
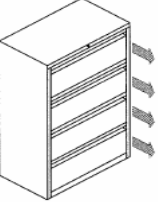
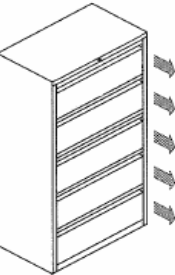
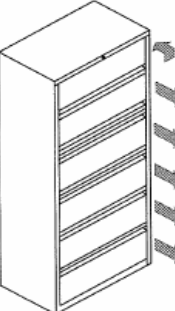
VFBH-18 \$10.00

Optional **DRAWER DIVIDERS** are ordered separately.

DIV-LAT12-18 \$26.00

Other configurations are available upon request

Data shown is approximate and may be changed without notice.

	24" wide	30" wide	36" wide	42" wide	48" wide
 2 Drawer	■ -VL10-2D24 ~Height 24 7/8" ~ Weight 80 lbs. List Price \$932.00	■ -VL10-2D30 ~Height 24 7/8" ~ Weight 94 lbs. List Price \$982.00	■ -VL10-2D36 ~Height 24 7/8" ~ Weight 109 lbs. List Price \$1,032.00	■ -VL10-2D42 ~Height 24 7/8" ~ Weight 123 lbs. List Price \$1,082.00	■ -VL10-2D48 ~Height 24 7/8" ~ Weight 138 lbs. List Price \$1,132.00
 3 Drawer	■ -VL10-3D24 ~Height 35 3/8" ~ Weight 110 lbs. List Price \$1,162.00	■ -VL10-3D30 ~Height 35 3/8" ~ Weight 129 lbs. List Price \$1,224.00	■ -VL10-3D36 ~Height 35 3/8" ~ Weight 147 lbs. List Price \$1,288.00	■ -VL10-3D42 ~Height 35 3/8" ~ Weight 164 lbs. List Price \$1,350.00	■ -VL10-3D48 ~Height 35 3/8" ~ Weight 182 lbs. List Price \$1,420.00
 4 Drawer	■ -VL10-4D24 ~Height 47 3/8" ~ Weight 142 lbs. List Price \$1,390.00	■ -VL10-4D30 ~Height 47 3/8" ~ Weight 163 lbs. List Price \$1,466.00	■ -VL10-4D36 ~Height 47 3/8" ~ Weight 184 lbs. List Price \$1,542.00	■ -VL10-4D42 ~Height 47 3/8" ~ Weight 205 lbs. List Price \$1,618.00	■ -VL10-4D48 ~Height 47 3/8" ~ Weight 225 lbs. List Price \$1,780.00
 5 Drawer	■ -VL10-5D24 ~Height 57 7/8" ~ Weight 175 lbs. List Price \$1,710.00	■ -VL10-5D30 ~Height 57 7/8" ~ Weight 198 lbs. List Price \$1,806.00	■ -VL10-5D36 ~Height 57 7/8" ~ Weight 222 lbs. List Price \$1,900.00	■ -VL10-5D42 ~Height 57 7/8" ~ Weight 245 lbs. List Price \$1,994.00	
 6 Drawer - 1 Rollout Shelf / Receding Door and 5 Drawers		■ -VL10-1R5D30 ~Height 69 7/8" ~ Weight 237 lbs. List Price \$2,082.00	■ -VL10-1R5D36 ~Height 69 7/8" ~ Weight 265 lbs. List Price \$2,190.00		
COUNTERWEIGHT (required if freestanding)	CWF-24 \$102.00	CWF-30 \$138.00	CWF-36 \$162.00	CWF-42 \$184.00	CWF-48 \$202.00

Optional Posting shelf is available for 4,5 & 6 drawer units. See below.

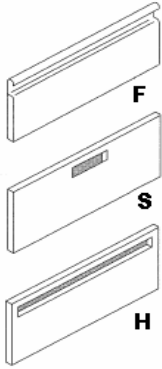
Optional Posting shelf is available for 4,5 & 6 drawer units. See below.

A **POSTING SHELF** is available for 4,5 & 6 drawer units and takes the place of the cross-bar above the 3rd drawer. Add a "P" to the end of the model number for this option and add:

\$100.00 \$106.00 \$158.00 \$168.00 \$178.00

VL13 & 15

Lateral Filing Cabinets with 13.5" and 15" high Drawers



Drawer Head styles (all are inset to the case)
"F" style is the standard style full length pull,
change the ■ of the model number to "F".

"S" is a short pull inset in the head, to order
change the ■ of the model number to "S".

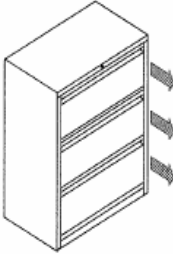
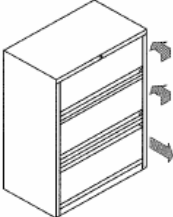
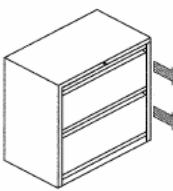
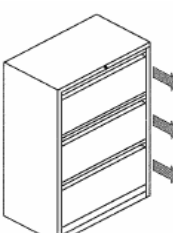
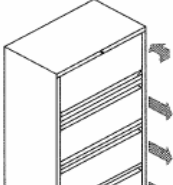
"H" is a long pull inset in the head, to order
change the ■ of the model number to "H".

Description: Lateral filing cabinets are 18" deep and
equipped with a double acting lock system, interlock,
leveling glides and side-to-side hanging bars.
Optional **FRONT-TO-BACK BARS** are ordered separately.

VFBH-18 \$10.00
Optional **DRAWER DIVIDERS** are ordered separately.

DIV-LAT12-18 \$26.00
Other configurations are available upon request

Data shown is approximate and may be
changed without notice.

	24" wide	30" wide	36" wide	42" wide	48" wide
	3 - 13 1/2" Drawers				
	■ -VL13-3D24	■ -VL13-3D30	■ -VL13-3D36	■ -VL13-3D42	■ -VL13-3D48
~Height	47 3/8"	47 3/8"	47 3/8"	47 3/8"	47 3/8"
~ Weight	150 lbs.	165 lbs.	180 lbs.	203 lbs.	225 lbs.
List price	\$1,306.00	\$1,380.00	\$1,454.00	\$1,526.00	\$1,692.00
	2 - Rollout 15" Drawers and 1 - 13 1/2" Drawer				
	■ -VL15R15R13D24	■ -VL15R15R13D30	■ -VL15R15R13D36	■ -VL15R15R13D42	■ -VL15R15R13D48
~Height	47 3/8"	47 3/8"	47 3/8"	47 3/8"	47 3/8"
~ Weight	150 lbs.	165 lbs.	180 lbs.	203 lbs.	225 lbs.
List price	\$1,682.00	\$1,760.00	\$1,840.00	\$1,918.00	\$1,996.00
	2 - 15" Drawers				
	■ -VL15-2D24	■ -VL15-2D30	■ -VL15-2D36	■ -VL15-2D42	■ -VL15-2D48
~Height	35 3/8"	35 3/8"	35 3/8"	35 3/8"	35 3/8"
~ Weight	133 lbs.	149 lbs.	165 lbs.	184 lbs.	203 lbs.
List price	\$1,072.00	\$1,134.00	\$1,194.00	\$1,256.00	\$1,316.00
	3 - 15" Drawers				
	■ -VL15-3D24	■ -VL15-3D30	■ -VL15-3D36	■ -VL15-3D42	■ -VL15-3D48
~Height	53 3/8"	53 3/8"	53 3/8"	53 3/8"	53 3/8"
~ Weight	173 lbs.	190 lbs.	207 lbs.	233 lbs.	260 lbs.
List price	\$1,362.00	\$1,440.00	\$1,520.00	\$1,598.00	\$1,766.00
	1 - 15" Rollout and 3 - 15" Drawers				
	■ -VL15-1R3D24	■ -VL15-1R3D30	■ -VL15-1R3D36	■ -VL15-1R3D42	
~Height	65 3/8"	65 3/8"	65 3/8"	65 3/8"	
~ Weight	213 lbs.	229 lbs.	245 lbs.	280 lbs.	
List price	\$1,970.00	\$2,074.00	\$2,180.00	\$2,284.00	

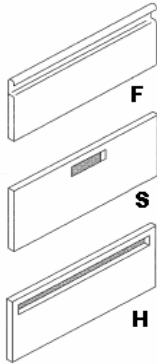
A **POSTING SHELF** is available for 4,5 & 6 drawer units and takes the place of the cross-bar above the 3rd drawer.
Add a "P" to the end of the model number for this option and add:

\$100.00	\$106.00	\$158.00	\$168.00	\$178.00
----------	----------	----------	----------	----------

COUNTERWEIGHT	CWF-24	CWF-30	CWF-36	CWF-42	CWF-48
(required if freestanding)	\$102.00	\$138.00	\$162.00	\$184.00	\$202.00

VC & V W

Lateral Filing Cabinets with Integrated Storage areas



Drawer Head styles (all are inset to the case)
"F" style is the standard style full length pull,
change the ■ of the model number to "F".

"S" is a short pull inset in the head, to order
change the ■ of the model number to "S".

"H" is a long pull inset in the head, to order
change the ■ of the model number to "H".

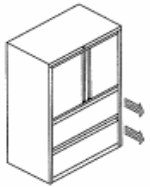
Description: Lateral filing cabinets are 18" deep and
equipped with a double acting lock system, interlock,
leveling glides and side-to-side hanging bars.
Optional Front-to-Back bars are ordered separately.
Optional Drawer Dividers are ordered separately.
Other configurations are available upon request

Data shown is approximate and may be
changed without notice.

10" High Drawers

36" wide

2 Drawer

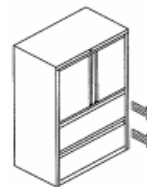


■ -VC10-21M2D
~Depth 18"
~Height 47 3/8"
~ Weight 184 lbs.
List Price \$1,518.00

Upper Cabinet is 21" high

12" High Drawers

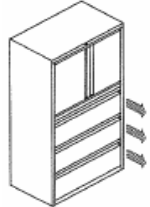
36" wide



■ -VC12-24M2D
18"
53 3/8"
165 lbs.
\$1,538.00

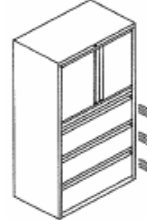
Upper Cabinet is 24" high

3 Drawer



■ -VC10-21M3D
~Depth 18"
~Height 57 7/8"
~ Weight 222 lbs.
~ Volume 27 ft.³
List Price \$1,860.00

Upper Cabinet is 21" high



■ -VC12-24M3D
18"
65 3/8"
250 lbs.
28.5 ft.³
\$1,986.00

Upper Cabinet is 24" high

COUNTERWEIGHT
(required if freestanding)

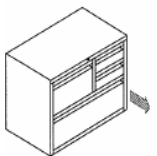
CWF-36

\$162.00

30" wide

36" wide

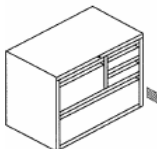
File Center - Standard (18" deep) BBF



	■ -VW12-FBBD3018	■ -VW12-FBBD3618
~Depth	18"	18"
~Height	26 7/8"	26 7/8"
~ Weight	125 lbs.	138 lbs.
List Price	\$1,586.00	\$1,680.00

Cabinet is 18" deep, has 2 Box drawers,
1 File drawer, 1 Lateral drawer.

File Center - High Density (23" deep) BBF

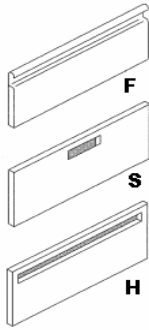


	■ -VW12-FBBD3023	■ -VW12-FBBD3623
~Depth	23"	23"
~Height	26 7/8"	26 7/8"
~ Weight	157 lbs.	175 lbs.
List Price	\$1,802.00	\$1,914.00

Cabinet is 23" deep, has 2 Box drawers,
1 File drawer, 1 Lateral drawer.

VHD12

23" Deep High Density Filing Cabinets



Drawer Head styles (all are inset to the case)
"F" style is the standard style full length pull,
change the **■** of the model number to "F".

"S" is a short pull inset in the head, to order
change the **■** of the model number to "S".

"H" is a long pull inset in the head, to order
change the **■** of the model number to "H".

Description: Lateral filing cabinets are 23" deep and
equipped with a double acting lock system, interlock,
leveling glides and side-to-side hanging bars.

Optional **FRONT-TO-BACK BARS** are ordered separately.

VFBH-23 \$16.00

Optional **DRAWER DIVIDERS** are ordered separately.

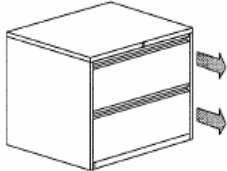
DIV-LAT12-23 \$38.00

Other configurations are available upon request

Data shown is approximate and may be
changed without notice.

30" wide

36" wide



2 Drawer

■ -VHD12-2D30

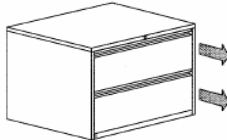
~ Height 27 7/8"
~ Weight 130 lbs.

List Price \$1,222.00

■ -VHD12-2D36

27 7/8"
140 lbs.

\$1,290.00



2 Drawer under counter

■ -VHDS12-2D30

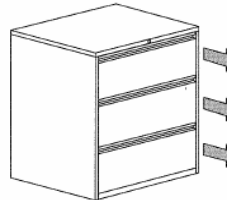
~ Height 26 7/8"
~ Weight 130 lbs.

List Price \$1,222.00

■ -VHDS12-2D36

26 7/8"
140 lbs.

\$1,290.00



3 Drawer

■ -VHD12-3D30

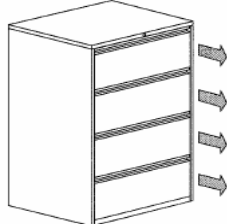
~ Height 39 7/8"
~ Weight 170 lbs.

List Price \$1,576.00

■ -VHD12-3D36

39 7/8"
185 lbs.

\$1,622.00



4 Drawer

■ -VHD12-4D30

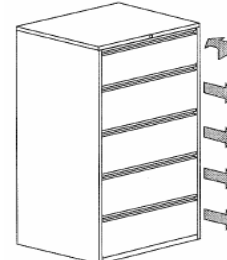
~ Height 53 3/8"
~ Weight 225 lbs.

List Price \$1,596.00

■ -VHD12-4D36

53 3/8"
235 lbs.

\$1,642.00



5 Drawer - 1 Rollout Shelf / Receding Door and 4 Drawers

■ -VHD12-1R4D30


~ Height 65 3/8"
~ Weight 265 lbs.

List Price \$2,032.00

■ -VHD12-1R4D36

65 3/8"
280 lbs.

\$2,106.00



6 Drawer - 1 Fixed & 1 Rollout Shelf / Receding Door and 4 Drawers

■ -VHD12-1FR4D30

~ Height 77 3/8"
~ Weight 305 lbs.

List Price \$3,592.00

■ -VHD12-1FR4D36

77 3/8"
325 lbs.

\$3,790.00

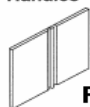
COUNTERWEIGHT CWF-30
(required if freestanding) \$138.00

CWF-36
\$162.00

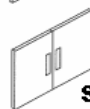
VO10/12 VSC10/12

Overfile units

Handles



F



S

Door Handle styles (all are inset to the case)
"F" style is the standard style full length pull,
change the ■ of the model number to "F".

"S" is a short pull inset in the head, to order
change the ■ of the model number to "S".

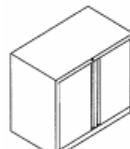
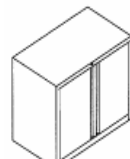
Overfile units are intended to sit on top of a
lateral file of the same width and depth.

Shelf is adjustable up or down to provide
storage for books, binders or other items.

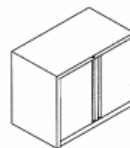
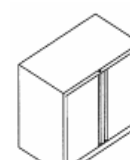
Doors are available sliding side-to-side
or hinged on the outside.

Hinged doors have self-closing hinges

Overfile with Sliding Doors (Non-Locking)

	24" wide	30" wide	36" wide	42" wide	48" wide
24 7/8" Height					
	■ -VO10-2425	■ -VO10-3025	■ -VO10-3625	■ -VO10-4225	■ -VO10-4825
~ Height	24 7/8"	24 7/8"	24 7/8"	24 7/8"	24 7/8"
~ Weight	59 lbs.	65 lbs.	74 lbs.	84 lbs.	94 lbs.
List Price	\$656.00	\$700.00	\$742.00	\$786.00	\$828.00
27 7/8" Height					
	■ -VO12-2428	■ -VO12-3028	■ -VO12-3628	■ -VO12-4228	■ -VO12-4828
~ Height	27 7/8"	27 7/8"	27 7/8"	27 7/8"	27 7/8"
~ Weight	63 lbs.	69 lbs.	80 lbs.	90 lbs.	100 lbs.
List Price	\$670.00	\$716.00	\$760.00	\$806.00	\$850.00

Overfile with Hinged Doors (Locking)

24 7/8" Height					
	■ VSC10-1A24	■ VSC10-1A30	■ VSC10-1A36	■ VSC10-1A42	■ VSC10-1A48
~ Height	24 7/8"	24 7/8"	24 7/8"	24 7/8"	24 7/8"
~ Weight	59 lbs.	65 lbs.	74 lbs.	84 lbs.	94 lbs.
List Price	\$794.00	\$836.00	\$878.00	\$938.00	Call
27 7/8" Height					
	■ VSC12-1A24	■ VSC12-1A30	■ VSC12-1A36	■ VSC12-1A42	■ VSC12-1A48
~ Height	27 7/8"	27 7/8"	27 7/8"	27 7/8"	27 7/8"
~ Weight	63 lbs.	69 lbs.	80 lbs.	90 lbs.	100 lbs.
List Price	\$842.00	\$890.00	\$936.00	\$1,000.00	Call

High Density (23" deep) are also available, please contact the factory for details.

VBC

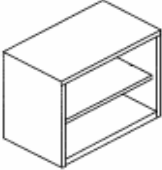
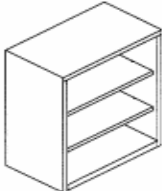
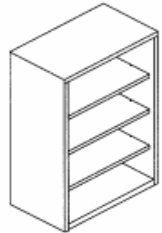
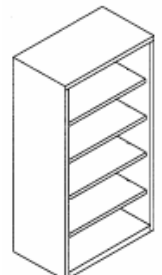
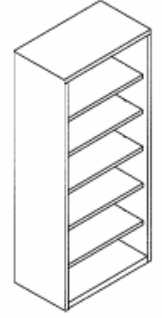
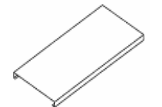
Bookcases

Features

One fixed (bottom shelf) and one or more adjustable shelves (1/2" increments)

Options

Dividers and extra shelves

		30" Wide	36" Wide			42" Wide
		12" deep	12" deep	15" deep	18" deep	12" deep
	2 Shelf	VBC12-1A-30	VBC12-1A	VBC15-1A	VBC18-1A	VBC12-1A-42
	~Height ~ Weight	29" 52 lbs	29" 56 lbs.	29" 60 lbs.	29" 63 lbs.	29" 60 lbs
	List Price	\$422.00	\$460.00	\$556.00	\$652.00	\$547.00
	3 Shelf	VBC12-2A-30	VBC12-2A	VBC15-2A	VBC18-2A	VBC12-2A-42
	~Height ~ Weight	42" 70 lbs	42" 75 lbs.	42" 81 lbs.	42" 87 lbs.	42" 75 lbs.
	List Price	\$526.00	\$564.00	\$686.00	\$808.00	\$679.00
	4 Shelf	VBC12-3A-30	VBC12-3A	VBC15-3A	VBC18-3A	VBC12-3A-42
	~Height ~ Weight	52" 88 lbs	52" 93 lbs.	52" 103 lbs.	52" 111 lbs.	52" 93 lbs.
	List Price	\$619.00	\$662.00	\$792.00	\$924.00	\$800.00
	5 Shelf	VBC12-4A-30	VBC12-4A	VBC15-4A	VBC18-4A	VBC12-4A-42
	~Height ~ Weight	72" 106 lbs	72" 112 lbs.	72" 124 lbs.	72" 135 lbs.	72" 112 lbs.
	List Price	\$767.00	\$812.00	\$964.00	\$1,116.00	\$986.00
	6 Shelf	VBC12-5A-30	VBC12-5A	VBC15-5A	VBC18-5A	VBC12-5A-42
	~Height ~ Weight	84" 125lbs	84" 132 lbs.	84" 145 lbs.	84" 160 lbs.	84" 132 lbs.
	List Price	\$843.00	\$882.00	\$1,058.00	\$1,236.00	\$1,084.00
	Dividers	DIV-BOOK12 \$28.00	DIV-BOOK12 \$28.00	DIV-BOOK15 \$28.00	DIV-BOOK18 \$28.00	DIV-BOOK12 \$28.00
	Shelves	VBCS-3012	VBCS-3612	VBCS-3615	VBCS-3618	VBCS-4212
	~ Weight	5 lbs.	5 lbs.	7 lbs.	8 lbs.	5 lbs.
	List Price	\$60.00	\$60.00	\$66.00	\$74.00	\$60.00

VSU10

Shelving with 10" spacing

Cabinet heights line up with VL10 cabinets.

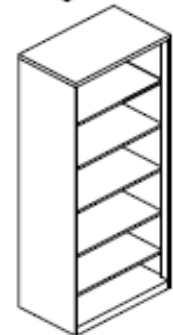
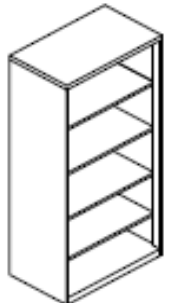
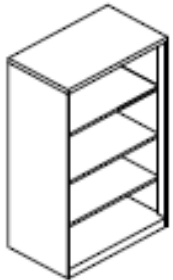
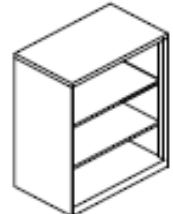
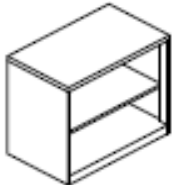
Units listed below are 18" deep

Cabinets come with one fixed (bottom shelf) and one or more adjustable shelves (shelves can be positioned in a multitude of levels.)

A 2 shelf cabinet has a bottom and 1 adjustable shelf.

DIV-STOR18
\$28 List Each

Shelves are shipped inside cabinet and require installation



	24" wide	30" wide	36" wide	42" wide
2 Shelf	VSU10-1A24	VSU10-1A30	VSU10-1A36	VSU10-1A42
~Height	24 7/8"	24 7/8"	24 7/8"	24 7/8"
~ Weight	52 lbs.	53 lbs.	56 lbs.	58 lbs.
List Price	\$492.00	\$524.00	\$556.00	\$606.00
3 Shelf	VSU10-2A24	VSU10-2A30	VSU10-2A36	VSU10-2A42
~Height	35 3/8"	35 3/8"	35 3/8"	35 3/8"
~ Weight	69 lbs.	73 lbs.	77 lbs.	83 lbs.
List Price	\$604.00	\$646.00	\$688.00	\$768.00
4 Shelf	VSU10-3A24	VSU10-3A30	VSU10-3A36	VSU10-3A42
~Height	47 3/8"	47 3/8"	47 3/8"	47 3/8"
~ Weight	85 lbs.	92 lbs.	99 lbs.	106 lbs.
List Price	\$720.00	\$772.00	\$824.00	\$934.00
5 Shelf	VSU10-4A24	VSU10-4A30	VSU10-4A36	VSU10-4A42
~Height	57 7/8"	57 7/8"	57 7/8"	57 7/8"
~ Weight	100 lbs.	110 lbs.	120 lbs.	130 lbs.
List Price	\$832.00	\$894.00	\$958.00	\$1,096.00
6 Shelf		VSU10-5A30	VSU10-5A36	VSU10-5A42
~Height		69 7/8"	69 7/8"	69 7/8"
~ Weight		132 lbs.	145 lbs.	158 lbs.
List Price		\$1,028.00	\$1,100.00	\$1,250.00
Shelves	VS-A24	VS-A30	VS-A36	VS-A42
~ Weight	6 lbs.	7 lbs.	8 lbs.	9 lbs.
List Price	\$62.00	\$68.00	\$74.00	\$80.00

VSU12

Shelving with 12" spacing

Cabinet heights line up with VL12 cabinets.

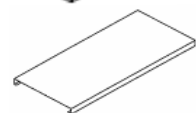
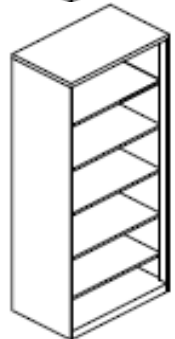
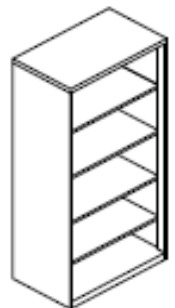
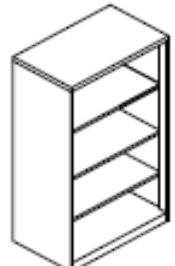
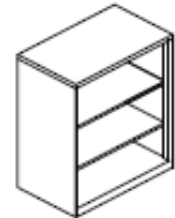
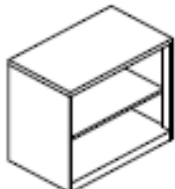
Units listed below are 18" deep

Cabinets come with one fixed (bottom shelf) and one or more adjustable shelves (shelves can be positioned in a multitude of levels.)

A 2 shelf cabinet has a bottom and 1 adjustable shelf.

DIV-STOR18
\$28 List Each

Shelves are shipped inside cabinet and require installation



	24" wide	30" wide	36" wide	42" wide
2 Shelf				
	VSU12-1A24	VSU12-1A30	VSU12-1A36	VSU12-1A42
~Height	27 7/8"	27 7/8"	27 7/8"	27 7/8"
~ Weight	56 lbs.	60 lbs.	63 lbs.	65 lbs.
List Price	\$524.00	\$558.00	\$592.00	\$646.00
3 Shelf				
	VSU12-2A24	VSU12-2A30	VSU12-2A36	VSU12-2A42
~Height	39 7/8"	39 7/8"	39 7/8"	39 7/8"
~ Weight	75 lbs.	81 lbs.	87 lbs.	93 lbs.
List Price	\$646.00	\$690.00	\$736.00	\$818.00
4 Shelf				
	VSU12-3A24	VSU12-3A30	VSU12-3A36	VSU12-3A42
~Height	53 3/8"	53 3/8"	53 3/8"	53 3/8"
~ Weight	93 lbs.	103 lbs.	111 lbs.	120 lbs.
List Price	\$766.00	\$822.00	\$878.00	\$990.00
5 Shelf				
	VSU12-4A24	VSU12-4A30	VSU12-4A36	VSU12-4A42
~Height	65 3/8"	65 3/8"	65 3/8"	65 3/8"
~ Weight	112 lbs.	124 lbs.	135 lbs.	147 lbs.
List Price	\$888.00	\$954.00	\$1,022.00	\$1,162.00
6 Shelf				
~Height		VSU12-5A30 77 3/8"	VSU12-5A36 77 3/8"	
~ Weight		145 lbs.	160 lbs.	
List Price		\$1,096.00	\$1,174.00	
Shelves				
	VS-A24	VS-A30	VS-A36	VS-A42
~ Weight	6 lbs.	7 lbs.	8 lbs.	9 lbs.
List Price	\$62.00	\$68.00	\$74.00	\$80.00

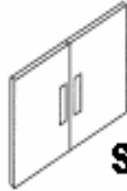
VSC10

Storage Cabinets with adjustable shelves-18" deep

Handles



F



S

Door Handle styles (all are inset to the case)
"F" style is the standard style full length pull,
change the ■ of the model number to "F".

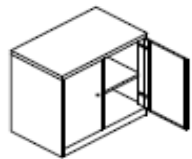
"S" is a short pull inset in the head, to order
change the ■ of the model number to "S".

Cabinet heights line up with VL10 cabinets.

Cabinets come with one fixed (bottom shelf) and
one or more adjustable shelves (adjustable in a
multitude of levels).

A 2 shelf cabinet has a bottom and 1
adjustable shelf.

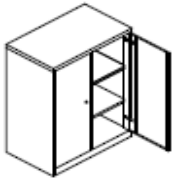
Hinged Doors



2 Shelf

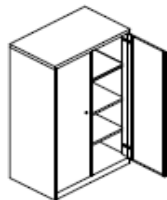
24" wide 30" wide 36" wide 42" wide

■ -VSC10-1A24	■ -VSC10-1A30	■ -VSC10-1A36	■ -VSC10-1A42
~Height 24 7/8"	24 7/8"	24 7/8"	24 7/8"
~ Weight 51 lbs.	61 lbs.	70 lbs.	79 lbs.
List Price \$794.00	\$836.00	\$878.00	\$938.00



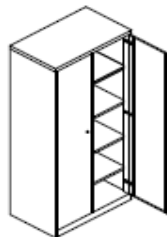
3 Shelf

■ -VSC10-2A24	■ -VSC10-2A30	■ -VSC10-2A36	■ -VSC10-2A42
~Height 35 3/8"	35 3/8"	35 3/8"	35 3/8"
~ Weight 71 lbs.	81 lbs.	92 lbs.	102 lbs.
List Price \$932.00	\$992.00	\$1,050.00	\$1,140.00



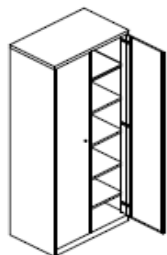
4 Shelf

■ -VSC10-3A24	■ -VSC10-3A30	■ -VSC10-3A36	■ -VSC10-3A42
~Height 47 3/8"	47 3/8"	47 3/8"	47 3/8"
~ Weight 90 lbs.	102 lbs.	114 lbs.	125 lbs.
List Price \$1,074.00	\$1,150.00	\$1,224.00	\$1,348.00



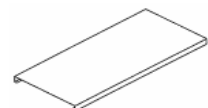
5 Shelf

■ -VSC10-4A24	■ -VSC10-4A30	■ -VSC10-4A36	■ -VSC10-4A42
~Height 57 7/8"	57 7/8"	57 7/8"	57 7/8"
~ Weight 109 lbs.	122 lbs.	135 lbs.	149 lbs.
List Price \$1,214.00	\$1,304.00	\$1,396.00	\$1,550.00



6 Shelf

■ -VSC10-5A24	■ -VSC10-5A30	■ -VSC10-5A36	■ -VSC10-5A42
~Height	69 7/8"	69 7/8"	69 7/8"
~ Weight	146 lbs.	160 lbs.	175 lbs.
List Price	\$1,474.00	\$1,582.00	\$1,770.00



Shelves

	VS-A24	VS-A30	VS-A36	VS-A42
~ Weight	6 lbs.	7 lbs.	8 lbs.	9 lbs.
List Price	\$62.00	\$68.00	\$74.00	\$80.00

VSC12

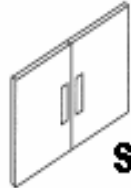
Storage Cabinets with adjustable shelves-18" deep

Handles



F

Door Handle styles (all are inset to the case)
"F" style is the standard style full length pull, change the ■ of the model number to "F".



S

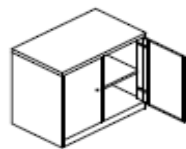
"S" is a short pull inset in the head, to order change the ■ of the model number to "S".

Cabinet heights line up with VL12 cabinets.

Cabinets come with one fixed (bottom shelf) and one or more adjustable shelves (adjustable in a multitude of levels).

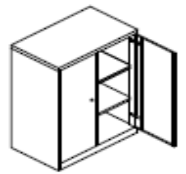
A 2 shelf cabinet has a bottom and 1 adjustable shelf.

Hinged Doors



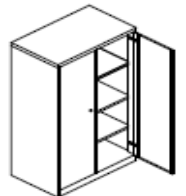
2 Shelf

	24" wide	30" wide	36" wide	42" wide
~Height	27 7/8"	27 7/8"	27 7/8"	27 7/8"
~ Weight	56 lbs.	66 lbs.	75 lbs.	85 lbs.
List Price	\$842.00	\$890.00	\$936.00	\$1,000.00



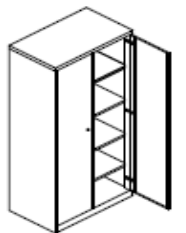
3 Shelf

	24" wide	30" wide	36" wide	42" wide
~Height	39 7/8"	39 7/8"	39 7/8"	39 7/8"
~ Weight	79 lbs.	90 lbs.	101 lbs.	112 lbs.
List Price	\$994.00	\$1,058.00	\$1,122.00	\$1,220.00



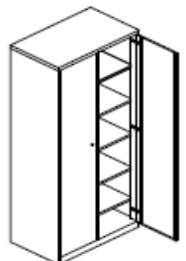
4 Shelf

	24" wide	30" wide	36" wide	42" wide
~Height	53 3/8"	53 3/8"	53 3/8"	53 3/8"
~ Weight	101 lbs.	114 lbs.	126 lbs.	139 lbs.
List Price	\$1,146.00	\$1,228.00	\$1,310.00	\$1,438.00



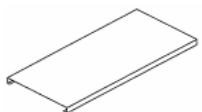
5 Shelf

	24" wide	30" wide	36" wide	42" wide
~Height	65 3/8"	65 3/8"	65 3/8"	65 3/8"
~ Weight	123 lbs.	137 lbs.	151 lbs.	165 lbs.
List Price	\$1,298.00	\$1,398.00	\$1,496.00	\$1,658.00



6 Shelf

	24" wide	30" wide	36" wide	42" wide
~Height		77 3/8"	77 3/8"	
~ Weight		161 lbs.	176 lbs.	
List Price		\$1,580.00	\$1,696.00	



Shelves

	24" wide	30" wide	36" wide	42" wide
~ Weight	6 lbs.	7 lbs.	8 lbs.	9 lbs.
List Price	\$62.00	\$68.00	\$74.00	\$80.00

VSC10

Storage Cabinets (High Density) with adjustable shelves-23" deep

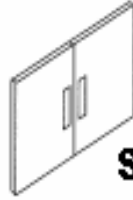
Handles



F

Door Handle styles (all are inset to the case)
"F" style is the standard style full length pull,
change the ■ of the model number to "F".

"S" is a short pull inset in the head, to order
change the ■ of the model number to "S".



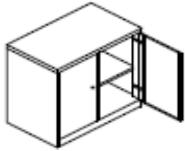
S

Cabinet heights line up with VHD10 cabinets.

Cabinets come with one fixed (bottom shelf) and
one or more adjustable shelves (adjustable in a
multitude of levels).

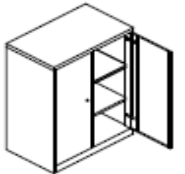
A 2 shelf cabinet has a bottom and 1
adjustable shelf.

Hinged Doors



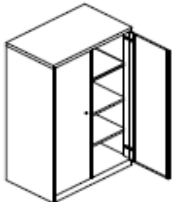
2 Shelf

	24" wide	30" wide	36" wide	42" wide
~Height	24 7/8"	24 7/8"	24 7/8"	24 7/8"
~ Weight	51 lbs.	61 lbs.	70 lbs.	79 lbs.
List Price	\$1,634.00	\$1,721.00	\$1,807.00	\$1,931.00



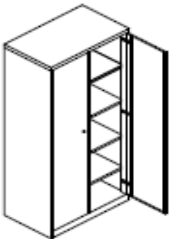
3 Shelf

~Height	35 3/8"	35 3/8"	35 3/8"	35 3/8"
~ Weight	71 lbs.	81 lbs.	92 lbs.	102 lbs.
List Price	\$1,918.00	\$2,042.00	\$2,161.00	\$2,346.00



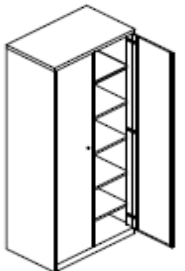
4 Shelf

~Height	47 3/8"	47 3/8"	47 3/8"	47 3/8"
~ Weight	90 lbs.	102 lbs.	114 lbs.	125 lbs.
List Price	\$2,211.00	\$2,367.00	\$2,520.00	\$2,775.00



5 Shelf

~Height	57 7/8"	57 7/8"	57 7/8"	57 7/8"
~ Weight	109 lbs.	122 lbs.	135 lbs.	149 lbs.
List Price	\$2,499.00	\$2,684.00	\$2,874.00	\$3,191.00

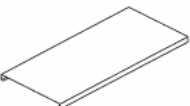


6 Shelf

~Height	69 7/8"	69 7/8"	69 7/8"	69 7/8"
~ Weight	146 lbs.	160 lbs.	175 lbs.	175 lbs.
List Price	\$3,034.00	\$3,257.00	\$3,644.00	\$3,644.00

Shelves

~ Weight	6 lbs.	7 lbs.	8 lbs.	9 lbs.
List Price	\$127.00	\$140.00	\$152.00	\$164.00



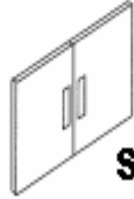
VSC12

Storage Cabinets (High Density) with adjustable shelves-23" deep

Handles



F



S

Door Handle styles (all are inset to the case)
"F" style is the standard style full length pull,
change the ■ of the model number to "F".

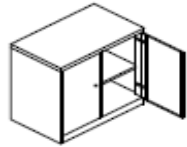
"S" is a short pull inset in the head, to order
change the ■ of the model number to "S".

Cabinet heights line up with VHD12 cabinets.

Cabinets come with one fixed (bottom shelf) and
one or more adjustable shelves (adjustable in a
multitude of levels).

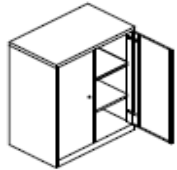
A 2 shelf cabinet has a bottom and 1
adjustable shelf.

Hinged Doors



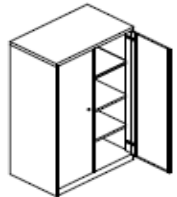
2 Shelf

	24" wide	30" wide	36" wide	42" wide
~Height	27 7/8"	27 7/8"	27 7/8"	27 7/8"
~ Weight	56 lbs.	66 lbs.	75 lbs.	85 lbs.
List Price	\$1,733.00	\$1,832.00	\$1,927.00	\$2,058.00



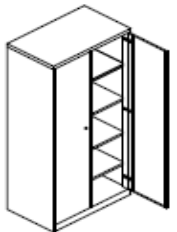
3 Shelf

	24" wide	30" wide	36" wide	42" wide
~Height	39 7/8"	39 7/8"	39 7/8"	39 7/8"
~ Weight	79 lbs.	90 lbs.	101 lbs.	112 lbs.
List Price	\$2,046.00	\$2,178.00	\$2,310.00	\$2,511.00



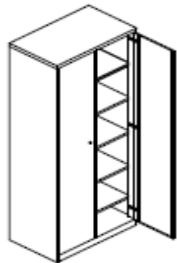
4 Shelf

	24" wide	30" wide	36" wide	42" wide
~Height	53 3/8"	53 3/8"	53 3/8"	53 3/8"
~ Weight	101 lbs.	114 lbs.	126 lbs.	139 lbs.
List Price	\$2,359.00	\$2,528.00	\$2,697.00	\$2,960.00



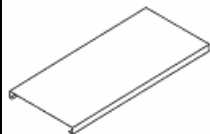
5 Shelf

	24" wide	30" wide	36" wide	42" wide
~Height	65 3/8"	65 3/8"	65 3/8"	65 3/8"
~ Weight	123 lbs.	137 lbs.	151 lbs.	165 lbs.
List Price	\$2,672.00	\$2,878.00	\$3,080.00	\$3,413.00



6 Shelf

	24" wide	30" wide	36" wide	42" wide
~Height		77 3/8"	77 3/8"	
~ Weight		161 lbs.	176 lbs.	
List Price		\$3,252.00	\$3,491.00	



Shelves

	24" wide	30" wide	36" wide	42" wide
~ Weight	6 lbs.	7 lbs.	8 lbs.	9 lbs.
List Price	\$127.00	\$140.00	\$152.00	\$164.00

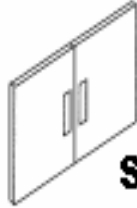
VWC/S 10 & 12

Wardrobe Cabinets

Handles



F



S

Door Handle styles (all are inset to the case)
"F" style is the standard style full length pull,
change the ■ of the model number to "F".

"S" is a short pull inset in the head, to order
change the ■ of the model number to "S".

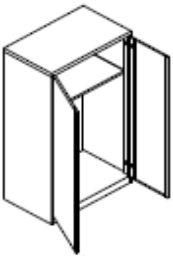
Cabinet heights line up with VL10 &
VL12 cabinets.

Cabinets come with one fixed
(bottom shelf) and one or more
adjustable shelves (in 1/2" increments).

All units are 18" deep

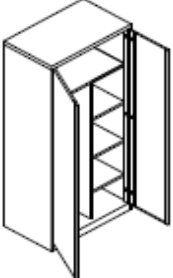
To match 10" cabinets

36 " wide



1 Full Shelf, Coat Rod, 2 Hooks

■ -VWC10-3658	■ -VWC10-3670
~Height 57 7/8"	69 7/8"
~ Weight 120 lbs.	145 lbs.
List Price \$1,394.00	\$1,570.00

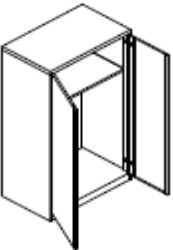


1 Full Shelf, Coat Rod, 2 Hooks

Adjustable Half Shelves:

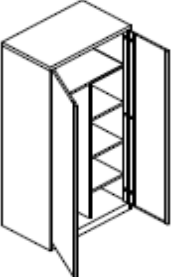
■ -VWS10-3658	■ -VWS10-3670
Adjustable Half Shelves: 2	3
~Height 57 7/8"	69 7/8"
~ Weight 135 lbs.	160 lbs.
List Price \$1,590.00	\$1,830.00

To match 12" cabinets



1 Full Shelf, Coat Rod, 2 Hooks

■ -VWC12-3665	■ -VWC12-3677
~Height 65 3/8"	77 3/8"
~ Weight 135 lbs.	160 lbs.
List Price \$1,604.00	\$1,692.00



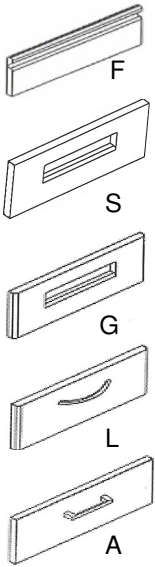
1 Full Shelf, Coat Rod, 2 Hooks

Adjustable Half Shelves:

■ -VWS12-3665	■ -VWS12-3677
Adjustable Half Shelves: 3	4
~Height 65 3/8"	77 3/8"
~ Weight 151 lbs.	175 lbs.
List Price \$1,812.00	\$1,964.00

V V

Vertical Files - Letter and Legal Widths



Drawer Head styles (all are overlap to the case)

Change the ■ of the model number to the desired head style letter.

Letter files are 14 7/8" W and 28 3/4" D
 Legal files are 17 7/8" W and 28 3/4" D
 Full extension ball bearing slides.

Safety drawer interlock system.
 Black, core removable key lock with 2 keys
 Removable drawer heads are 10 1/2" high

Adjustable glides (3/4" adjustment)

Movable compressor
 Designed for Pendaflex[®] hanging folders

22 3/4" and 18 1/4" depths also available in some drawer configurations - call factory for pricing and availability

Options:

Side to side hanging bars

Letter	VSSH-LTR	List Price	\$28
Legal	VSSH-LGL		\$30

Magnetic Compressor

Letter	VFC-MAG		\$29
Legal	VFC-MAG-LGL		\$31

Counterweight (required if freestanding) - welded in bottom of case

Letter	add 11#	Add suffix-CW	\$56
Legal	add 13#	Add suffix-CW	\$60

Label Holders with cards

for "S" or "G" pull	099-0014A		\$3
for "F" pull	070-0038A		\$3



2 Drawer

Item Number: 24 7/8"
 ~ Height
 ~ Weight
 List Price

3 Drawer

Item Number: 35 3/8"
 ~ Height
 ~ Weight
 List Price

4 Drawer

Item Number: 47 3/8"
 ~ Height
 ~ Weight
 List Price

Note: This unit has a crossbar above the third drawer

5 Drawer

Item Number: 57 7/8"
 ~ Height
 ~ Weight 160 lbs.
 List Price

Note: This unit has a crossbar above the third drawer

	Letter Width	Legal Width
■ - V V 2	81 lbs.	89 lbs.
■ - V V 2 - L G	\$618.00	\$716.00
■ - V V 3	115 lbs.	127 lbs.
■ - V V 3 - L G	\$696.00	\$844.00
■ - V V 4	141 lbs.	155 lbs.
■ - V V 4 - L G	\$820.00	\$1,018.00
■ - V V 5	160 lbs.	176 lbs.
■ - V V 5 - L G	\$966.00	\$1,214.00

VT

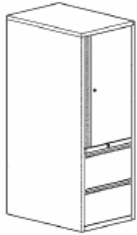
Storage Towers - Letter Width

Replace "■" with letter "A" or "F"
for desired head style
See Pedestal section of head styles and available options

Letter width files are 14 7/8" W and 24" D
Work surface mounting angle is available



File / File (shown)	Box/Box/File	Tray/File/File
2 Drawer Storage Tower 53 3/8"		
Left ■ -VTSL-FF53	■ -VTSL-BBF53	■ -VTSL-TFF53
Right ■ -VTSR-FF53	■ -VTSR-BBF53	■ -VTSR-TFF53
~ Height 53 3/8"	53 3/8"	53 3/8"
~ Weight 148 lbs.	150 lbs.	151 lbs.
List Price \$1,686.00	\$1,784.00	\$1,854.00
Storage area has 1 adjustable shelf. Right Hand unit shown (door swing)		



2 Drawer Storage Tower 65 3/8"

Left ■ -VTSL-FF65	■ -VTSL-BBF65	■ -VTSL-TFF65
Right ■ -VTSR-FF65	■ -VTSR-BBF65	■ -VTSR-TFF65
~ Height 65 3/8"	65 3/8"	65 3/8"
~ Weight 181 lbs.	183 lbs.	185 lbs.
List Price \$1,810.00	\$1,906.00	\$1,976.00
Storage area has 2 adjustable shelves. Right Hand unit shown (door swing)		



2 Drawer Cabinet with Bookcase 53 3/8"

Left ■ -VTBL-FF53	■ -VTBL-BBF53	■ -VTBL-TFF53
Right ■ -VTBR-FF53	■ -VTBR-BBF53	■ -VTBR-TFF53
~ Height 53 3/8"	53 3/8"	53 3/8"
~ Weight 153 lbs.	150 lbs.	151 lbs.
List Price \$1,456.00	\$1,554.00	\$1,624.00
Bookcase shelf is adjustable in 1/2" increments. Right Hand unit shown (Bookcase face)		



2 Drawer Cabinet with Bookcase 65 3/8"

Left ■ -VTBL-FF65	■ -VTBL-BBF65	■ -VTBL-TFF65
0 ■ -VTBR-FF65	■ -VTBR-BBF65	■ -VTBR-TFF65
~ Height 65 3/8"	65 3/8"	65 3/8"
~ Weight 181 lbs.	183 lbs.	185 lbs.
List Price \$1,556.00	\$1,652.00	\$1,722.00
Bookcase has 2 adjustable shelves in 1/2" increments. Right Hand unit shown (Bookcase face)		



File / File (shown) Box/Box/File Tray/File/File
 Wardrobe has 1 adjustable upper shelf, 1 coat rod and 2 hooks and lock.

2 Drawer Storage Tower with Wardrobe 53 3/8"

Left	■ -VWSL-FF53	■ -VWSL-BBF53	■ -VWSL-TFF53
Right	■ -VWSR-FF53	■ -VWSR-BBF53	■ -VWSR-TFF53
~ Height	53 3/8"	53 3/8"	53 3/8"
~ Weight	211 lbs.	213 lbs.	215 lbs.

List Price \$1,982.00 \$2,082.00 \$2,150.00

Storage area has 1 adjustable shelf. Left Hand unit shown (wardrobe side)



2 Drawer Storage Tower with Wardrobe 65 3/8"

Left	■ -VWSL-FF65	■ -VWSL-BBF65	■ -VWSL-TFF65
Right	■ -VWSR-FF65	■ -VWSR-BBF65	■ -VWSR-TFF65
~ Height	65 3/8"	65 3/8"	65 3/8"
~ Weight	211 lbs.	213 lbs.	215 lbs.

List Price \$2,180.00 \$2,278.00 \$2,348.00

Storage area has 1 adjustable shelf. Left Hand unit shown (wardrobe side)

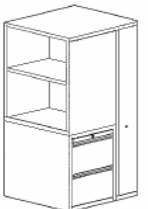


2 Drawer Cabinet with Bookcase and Wardrobe 53 3/8"

Left	■ -VWBL-FF53	■ -VWBL-BBF53	■ -VWBL-TFF53
Right	■ -VWBR-FF53	■ -VWBR-BBF53	■ -VWBR-TFF53
~ Height	53 3/8"	53 3/8"	53 3/8"
~ Weight	173 lbs.	174 lbs.	175 lbs.

List Price \$1,754.00 \$1,850.00 \$1,920.00

Bookcase shelf is adjustable in 1/2" increments. Right Hand unit shown (wardrobe side)



2 Drawer Cabinet with Bookcase and Wardrobe 65 3/8"

Left	■ -VWBL-FF65	■ -VWBL-BBF65	■ -VWBL-TFF65
Right	■ -VWBR-FF65	■ -VWBR-BBF65	■ -VWBR-TFF65
~ Height	65 3/8"	65 3/8"	65 3/8"
~ Weight	187 lbs.	188 lbs.	190 lbs.

List Price \$1,928.00 \$2,024.00 \$2,094.00

Bookcase has 2 adjustable shelves in 1/2" increments. Right Hand unit shown (wardrobe side)

Pedestals - Letter Width

Letter files are 14 7/8" Wide.

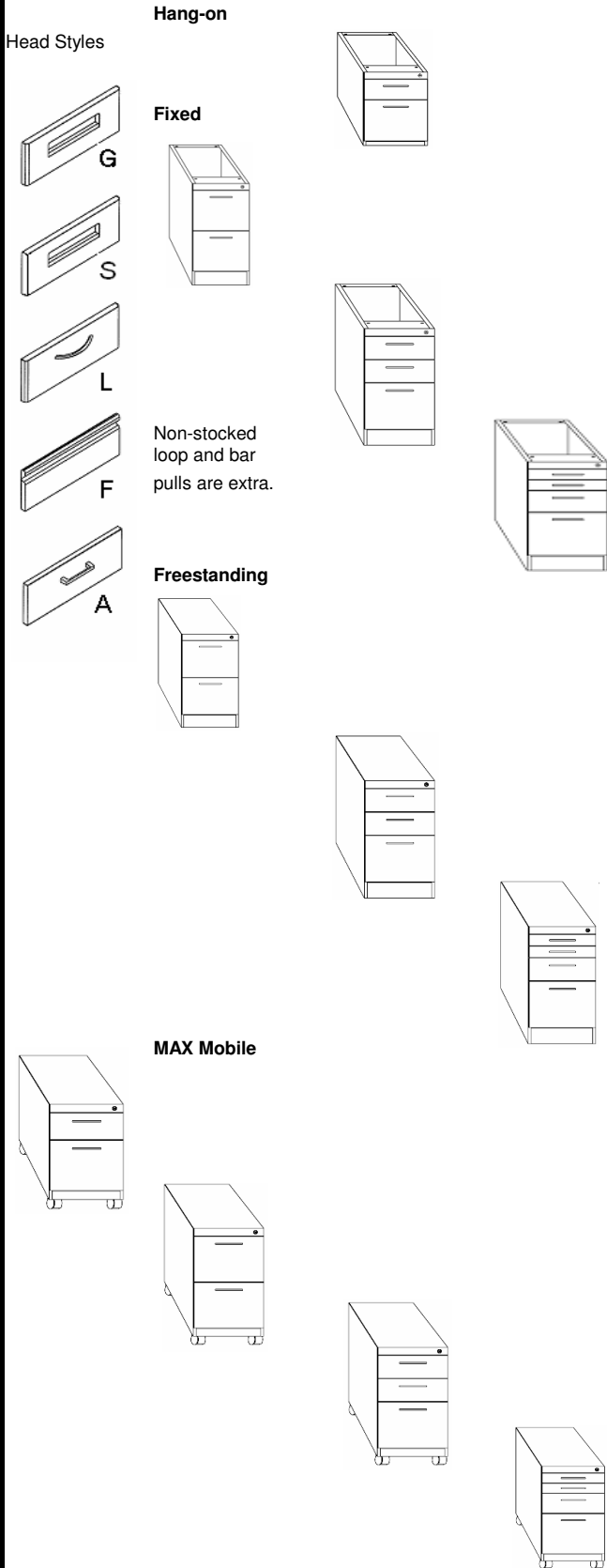
Full extension ball bearing slides.
Core removable key lock with 2 keys
Adjustable glides (3/4" adjustment)

Removable File drawer heads are 10 1/2" high
Designed for Pendaflex[®] hanging folders

Options

VSSH-LTR
VFC-LTR
VPT-LTR
VBDD-LTR

	Add on
File Dwr. Side to Side Hangers	\$28
File Drawer Compressor	\$38
Pencil Tray	\$46
Box Dwr. Divider	\$24
Replace "■" with letter "G", "S", "L", "F" or "A" for desired head style	



Box / File	18" Deep			22" Deep			28" Deep		
	■ -VH18BF	■ -VH22BF	■ -VH28BF	■ -VF18BF	■ -VF22BF	■ -VF28BF	■ -VF18BBF	■ -VF22BBF	■ -VF28BBF
~ Height	19 1/4"	19 1/4"	19 1/4"	27 9/16"	27 9/16"	27 9/16"	27 9/16"	27 9/16"	27 9/16"
~ Weight	34 lbs.	39 lbs.	44 lbs.	41 lbs.	46 lbs.	52 lbs.	47 lbs.	54 lbs.	62 lbs.
Price	\$332	\$358	\$416	\$362	\$366	\$448	\$432	\$436	\$530
File / File	■ -VF18FF	■ -VF22FF	■ -VF28FF	■ -VF18BBF	■ -VF22BBF	■ -VF28BBF	■ -VF18TTBF	■ -VF22TTBF	■ -VF28TTBF
~ Height	27 9/16"	27 9/16"	27 9/16"	27 9/16"	27 9/16"	27 9/16"	27 9/16"	27 9/16"	27 9/16"
~ Weight	41 lbs.	46 lbs.	52 lbs.	47 lbs.	54 lbs.	62 lbs.	53 lbs.	62 lbs.	72 lbs.
Price	\$362	\$366	\$448	\$432	\$436	\$530	\$502	\$506	\$610
Box/Box/File	■ -VF18BBF	■ -VF22BBF	■ -VF28BBF	■ -VF18TTBF	■ -VF22TTBF	■ -VF28TTBF	■ -VS18FF	■ -VS22FF	■ -VS28FF
~ Height	27 9/16"	27 9/16"	27 9/16"	27 9/16"	27 9/16"	27 9/16"	27 5/8"	27 5/8"	27 5/8"
~ Weight	47 lbs.	54 lbs.	62 lbs.	53 lbs.	62 lbs.	72 lbs.	44 lbs.	49 lbs.	56 lbs.
Price	\$432	\$436	\$530	\$502	\$506	\$610	\$380	\$384	\$466
Tray/Tray/Box/File	■ -VF18TTBF	■ -VF22TTBF	■ -VF28TTBF	■ -VS18BBF	■ -VS22BBF	■ -VS28BBF	■ -VS18TTBF	■ -VS22TTBF	■ -VS28TTBF
~ Height	27 9/16"	27 9/16"	27 9/16"	27 5/8"	27 5/8"	27 5/8"	27 5/8"	27 5/8"	27 5/8"
~ Weight	53 lbs.	62 lbs.	72 lbs.	50 lbs.	57 lbs.	66 lbs.	56 lbs.	65 lbs.	76 lbs.
Price	\$502	\$506	\$610	\$450	\$454	\$548	\$520	\$524	\$626
Box/File	■ -MM18BF	■ -MM22BF	■ -MM28BF	■ -MM18FF	■ -MM22FF	■ -MM28FF	■ -MM18BBF	■ -MM22BBF	■ -MM28BBF
~ Height	21 5/8"	21 5/8"	21 5/8"	26 7/8"	26 7/8"	26 7/8"	26 7/8"	26 7/8"	26 7/8"
~ Weight	61 lbs.	70 lbs.	80 lbs.	68 lbs.	73 lbs.	80 lbs.	74 lbs.	81 lbs.	90 lbs.
Price	\$510	\$516	\$542	\$514	\$524	\$570	\$608	\$616	\$656
Tray/Tray/Box/File	■ -MM18TTBF	■ -MM22TTBF	■ -MM28TTBF	■ -MM18TTBF	■ -MM22TTBF	■ -MM28TTBF	■ -MM18TTBF	■ -MM22TTBF	■ -MM28TTBF
~ Height	26 7/8"	26 7/8"	26 7/8"	26 7/8"	26 7/8"	26 7/8"	26 7/8"	26 7/8"	26 7/8"
~ Weight	80 lbs.	89 lbs.	100 lbs.	80 lbs.	89 lbs.	100 lbs.	80 lbs.	89 lbs.	100 lbs.
Price	\$694	\$718	\$784	\$694	\$718	\$784	\$694	\$718	\$784

MAX Pedestals

Letter files are 14 7/8" wide, Legal are 17 7/8" wide
 Full extension ball bearing slides.
 Core removable key lock with 2 keys
 Adjustable glides (3/4" adjustment)
 Removable File drawer heads are 10 1/2" high
 Designed for Pendatlex hanging folders
 Head Styles - see prior page










Options

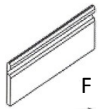
VSSH-LTR
VFC-LTR
VPT-LTR
VBDD-LTR

File Dwr. Side to Side Hangers
 File Drawer Compressor
 Pencil Tray
 Box Dwr. Divider
 Replace "■" with letter "G", "S", "L", "F" or "A" for desired head style

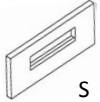
Add on

\$28
 \$38
 \$46
 \$24

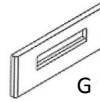
	18 1/4" Deep		22 3/4" Deep		28 3/4" Deep	
	Letter	Legal	Letter	Legal	Letter	Legal
Fixed						
 File / File ■ -MD18FF			■ -MD22FF		■ -MD28FF	
~ Height	27 3/4"		27 3/4"		27 3/4"	
~ Weight	41 lbs.		46 lbs.		52 lbs.	
Price	\$436		\$446		\$486	
 Box/Box/File ■ -MD18BBF			■ -MD22BBF		■ -MD28BBF	
~ Height	27 3/4"		27 3/4"		27 3/4"	
~ Weight	47 lbs.		54 lbs.		62 lbs.	
Price	\$530		\$548		\$572	
 Tray/Tray/Box/File ■ -MD18TTBF			■ -MD22TTBF		■ -MD28TTBF	
~ Height	27 3/4"		27 3/4"		27 3/4"	
~ Weight	53 lbs.		62 lbs.		72 lbs.	
Price	\$632		\$646		\$704	
 Tray/Box Box/File ■ -MD18TBBF			■ -MD22TBBF		■ -MD28TBBF	
~ Height	27 3/4"		27 3/4"		27 3/4"	
~ Weight	56 lbs.		66 lbs.		77 lbs.	
Price	\$624		\$636		\$680	
 Tray/File/File ■ -MD18TFF			■ -MD22TFF		■ -MD28TFF	
~ Height	27 3/4"		27 3/4"		27 3/4"	
~ Weight	56 lbs.		66 lbs.		77 lbs.	
Price	\$528		\$542		\$594	
Freestanding	Letter	Legal	Letter	Legal	Letter	Legal
 File / File ■ -MS18FF		■ -MS18FF-LG	■ -MS22FF	■ -MS22FF-LG	■ -MS28FF	■ -MS28FF-LG
~ Height	25 1/8"	25 1/8"	25 1/8"	25 1/8"	25 1/8"	25 1/8"
~ Weight	44 lbs.	49 lbs.	49 lbs.	54 lbs.	56 lbs.	62 lbs.
Price	\$422	\$424	\$432	\$460	\$486	\$520
 Box/Box/File ■ -MS18BBF		■ -MS18BBF-LG	■ -MS22BBF	■ -MS22BBF-LG	■ -MS28BBF	■ -MS28BBF-LG
~ Height	25 1/8"	25 1/8"	25 1/8"	25 1/8"	25 1/8"	25 1/8"
~ Weight	50 lbs.	55 lbs.	57 lbs.	63 lbs.	66 lbs.	73 lbs.
Price	\$516	\$508	\$514	\$550	\$564.00	\$616
 Tray/Tray/Box/File ■ -MS18TTBF			■ -MS22TTBF		■ -MS28TTBF	
~ Height	25 1/8"		25 1/8"		25 1/8"	
~ Weight	56 lbs.		65 lbs.		76 lbs.	
Price	\$618		\$634		\$696	
Mobile Cushion Top						
 Box/File ■ -MU22BF						
~ Height			25 1/4"			
~ Weight			72 lbs.			
Price			\$874.00			



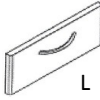
F



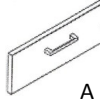
S



G



L



A

Desk pedestals have all of the drawer head and other options as the pedestals described earlier
 Desks are available in tubular leg, panel leg and pedestal supported as shown.
 All desks are 29" high. The 48", 60" and 66" wide desks are 30" deep. The 72" wide desks are 36" deep (6" overhang).
 Desk tops come in a wide variety of currently available laminates.

Desk tops have several edge styles. To specify, add a number to the end of the model:

2= Self-Edge, 3= 3mm Edge, 4= T-mold,

Grommet holes for wire access are an option and located in the rear center of the top (add \$8 net per grommet)

Desks are available with or without a center drawer.

Modesty Panels have a tray at the bottom for organizing wires.

Single Pedestal Desks 60" and longer can accept an optional return

Single Pedestal Desks need to be specified with the pedestal on the Left or the Right

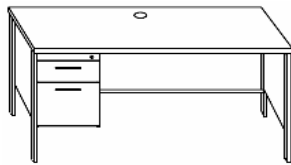
Replace "■" with letter "F", "S", "G", "L" or "A" for desired head style

Pedestal Options

Add on

VSSH-LTR	File Dwr. Side to Side Hangers	\$28
VFC-LTR	File Drawer Compressor	\$38
VPT-LTR	Pencil Tray	\$46
VBDD-LTR	Box Dwr. Divider	\$24

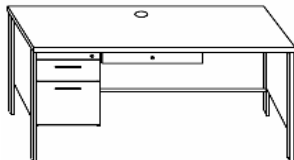
	30" deep 48" wide	30" deep 60" wide	30" deep 66" wide	36" deep 72" wide
--	----------------------	----------------------	----------------------	----------------------



Left hand unit shown

Tubular Leg Single Pedestal Desk without Center Drawer

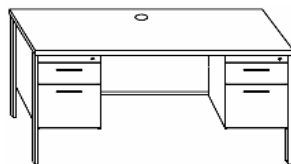
Left	■ -VST4830LBF	■ -VST6030LBF	■ -VST6630LBF	■ -VST7236LBF
Right	■ -VST4830RBF	■ -VST6030RBF	■ -VST6630RBF	■ -VST7236RBF
2 - Self-Edge	\$1,028	\$1,092	\$1,178	\$1,188
3 - 3mm Edge	\$1,028	\$1,092	\$1,178	\$1,188
4 - T-mold	\$1,082	\$1,154	\$1,240	\$1,262



Tubular Leg Single Pedestal Desk with Center Drawer

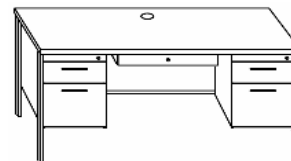
Left w/CD	■ -VSTC4830LBF	■ -VSTC6030LBF	■ -VSTC6630LBF	■ -VSTC7236LBF
Right w/CD	■ -VSTC4830RBF	■ -VSTC6030RBF	■ -VSTC6630RBF	■ -VSTC7236RBF
2 - Self-Edge	\$1,182	\$1,246	\$1,332	\$1,342
3 - 3mm Edge	\$1,182	\$1,246	\$1,332	\$1,342
4 - T-mold	\$1,236	\$1,308	\$1,394	\$1,416

~ Weight	113 lbs.	150 lbs.	172 lbs.	239 lbs.
----------	----------	----------	----------	----------



Tubular Leg Double Pedestal Desk without Center Drawer

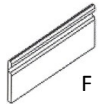
2 - Self-Edge	■ -VDT6030BFBF	■ -VDT6630BFBF	■ -VDT7236BFBF
3 - 3mm Edge	\$1,350	\$1,390	\$1,506
4 - T-mold	\$1,350	\$1,390	\$1,506
	\$1,412	\$1,444	\$1,572



Tubular Leg Double Pedestal Desk with Center Drawer

2 - Self-Edge	■ -VDTC6030BFBF	■ -VDTC6630BFBF	■ -VDTC7236BFBF
3 - 3mm Edge	\$1,510	\$1,550	\$1,666
4 - T-mold	\$1,510	\$1,550	\$1,666
	\$1,568	\$1,604	\$1,732

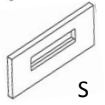
~ Weight	195 lbs	215 lbs	225 lbs
----------	---------	---------	---------



F

Return pedestals have all of the drawer head and other options as the pedestals described earlier

Returns are available in tubular leg, panel leg and pedestal supported as shown.

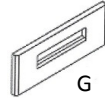


S

Returns are available in 26 3/8" Typing height

Desk tops come in a wide variety of currently available laminates. To specify, add a number to the end of the model:

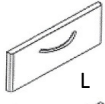
2= Self-Edge, 3= 3mm Edge, 4= T-mold,



G

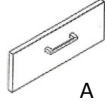
Grommet holes for wire access are an option and located in the rear center of the top (add \$8 per grommet)

Modesty Panels have a tray at the bottom for organizing wires.



L

Returns must be specified by the side of the desk they attach to.



A

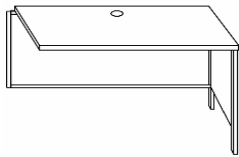
Pedestal Options

Add on

VSSH-LTR	File Dwr. Side to Side Hangers	\$28
VFC-LTR	File Drawer Compressor	\$38
VPT-LTR	Pencil Tray	\$46
VBDD-LTR	Box Dwr. Divider	\$24

Replace "■" with letter "F", "S", "G", "L" or "A" for desired head style

	36" wide	42" wide	48" wide	60" wide
--	----------	----------	----------	----------

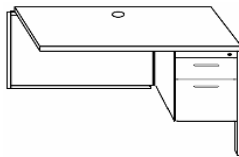


Right hand unit shown

Tubular Leg no Pedestal 24" deep Return

Left	VTSR3624L	VTSR4224L	VTSR4824L	VTSR6024L
Right	VTSR3624R	VTSR4224R	VTSR4824R	VTSR6024R
2 - Self-Edge	\$532	\$532	\$610	\$688
3 - 3mm Edge	\$532	\$532	\$610	\$688
4 - T-mold	\$580	\$580	\$670	\$760

~ Weight	56 lbs	62 lbs	70 lbs	77 lbs
----------	--------	--------	--------	--------

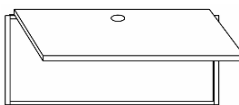


Right hand unit shown

Tubular Leg Single Pedestal 24" deep Return

Left	■ -VTPR3624LBF	■ -VTPR4224LBF	■ -VTPR4824LBF	■ -VTPR6024LBF
Right	■ -VTPR3624RBF	■ -VTPR4224RBF	■ -VTPR4824RBF	■ -VTPR6024RBF
2 - Self-Edge	\$826	\$826	\$904	\$982
3 - 3mm Edge	\$826	\$826	\$904	\$982
4 - T-mold	\$874	\$874	\$964	\$1,054

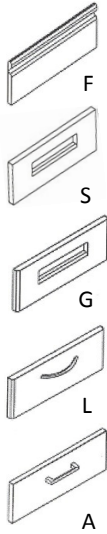
~ Weight	95 lbs	100 lbs	106 lbs	112 lbs
----------	--------	---------	---------	---------



24" deep Bridge

24" deep	VB3624	VB4224	VB4824	VB6024
2 - Self-Edge	■	\$446	\$490	\$562
3 - 3mm Edge	■	\$446	\$490	\$562
4 - T-mold	■	\$492	\$546	\$630

~ Weight	■	55 lbs	62 lbs	70 lbs
----------	---	--------	--------	--------

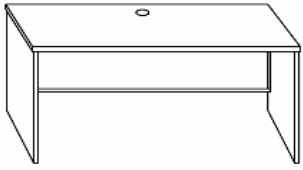


Desk pedestals have all of the drawer head and other options as the pedestals described earlier
 Desks are available in tubular leg, panel leg and pedestal supported as shown.
 All desks are 29" high. The 48", 60" and 66" wide desks are 30" deep. The 72" wide desks are 36" deep (6" overhang).
 Desk tops come in a wide variety of currently available laminates.
 Desk tops have several edge styles. To specify, add a number to the end of the model:
 2= Self-Edge, 3= 3mm Edge, 4= T-mold,
 Grommet holes for wire access are an option and located in the rear center of the top (add \$8 per grommet)
 Desks are available with or without a center drawer.
 Modesty Panels have a tray at the bottom for organizing wires.
 Single Pedestal Desks 60" and longer can accept an optional return
 Single Pedestal Desks need to be specified with the pedestal on the Left or the Right
 Replace "■" with letter "F", "S", "G", "L" or "A" for desired head style

Pedestal Options

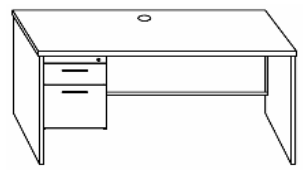
		Add on
VSSH-LTR	File Dwr. Side to Side Hangers	\$28
VFC-LTR	File Drawer Compressor	\$38
VPT-LTR	Pencil Tray	\$46
VBDD-LTR	Box Dwr. Divider	\$24

	30" deep 48" wide	30" deep 60" wide	30" deep 66" wide	36" deep 72" wide
--	----------------------	----------------------	----------------------	----------------------



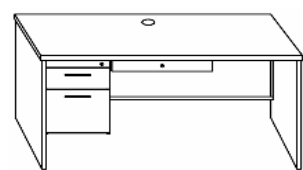
Panel Leg Desk Shell without Center Drawer*

	■ -VPSD4830	■ -VPSD6030	■ -VPSD6630	■ -VPSD7236
2 - Self-Edge	\$798	\$866	\$920	\$992
3 - 3mm Edge	\$798	\$866	\$920	\$992
4 - T-mold	\$848	\$924	\$976	\$1,060



Panel Leg Single Pedestal Desk without Center Drawer*

	Left ■ -VSP4830LBF	Right ■ -VSP4830RBF	Left ■ -VSP6030LBF	Right ■ -VSP6030RBF	Left ■ -VSP6630LBF	Right ■ -VSP6630RBF	Left ■ -VSP7236LBF	Right ■ -VSP7236RBF
2 - Self-Edge	\$1,110	\$1,110	\$1,178	\$1,178	\$1,230	\$1,230	\$1,302	\$1,302
3 - 3mm Edge	\$1,110	\$1,110	\$1,178	\$1,178	\$1,230	\$1,230	\$1,302	\$1,302
4 - T-mold	\$1,158	\$1,158	\$1,236	\$1,236	\$1,286	\$1,286	\$1,372	\$1,372

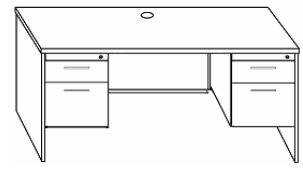


Panel Leg Single Pedestal Desk with Center Drawer*

	Left ■ -VSPC4830LBF	Right ■ -VSPC4830RBF	Left ■ -VSPC6030LBF	Right ■ -VSPC6030RBF	Left ■ -VSPC6630LBF	Right ■ -VSPC6630RBF	Left ■ -VSPC7236LBF	Right ■ -VSPC7236RBF
2 - Self-Edge	\$1,264	\$1,264	\$1,332	\$1,332	\$1,384	\$1,384	\$1,458	\$1,458
3 - 3mm Edge	\$1,264	\$1,264	\$1,332	\$1,332	\$1,384	\$1,384	\$1,458	\$1,458
4 - T-mold	\$1,312	\$1,312	\$1,390	\$1,390	\$1,440	\$1,440	\$1,526	\$1,526

Left Hand unit shown ~ Weight 175 lbs 185 lbs 195 lbs 210 lbs

*Accept bridges, corner units and peninsulas on page 31

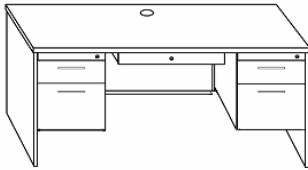


Panel Leg Double Pedestal Desk without Center Drawer

	■ -VDP6030BFBF	■ -VDP6630BFBF	■ -VDP7236BFBF
2 - Self-Edge	\$1,542	\$1,596	\$1,692
3 - 3mm Edge	\$1,542	\$1,596	\$1,692
4 - T-mold	\$1,592	\$1,654	\$1,762

Panel Leg Desks and Returns

Panel Leg Double Pedestal Desk with Center Drawer

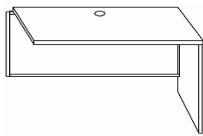


	■ -VDPC6030BFBF	■ -VDPC6630BFBF	■ -VDPC7236BFBF
2 - Self-Edge	\$1,702	\$1,754	\$1,852
3 - 3mm Edge	\$1,702	\$1,754	\$1,852
4 - T-mold	\$1,752	\$1,812	\$1,920
~ Weight	230 lbs	245 lbs	255 lbs

Return pedestals have all of the drawer head and other options as the pedestals described earlier
 Returns are available in tubular leg, panel leg and pedestal supported as shown.
 Returns are available in 26 3/8" Typing height
 Returns must be specified by the side of the desk they attach to.
 Replace "■" with letter "F", "S", "G", "L" or "A" for desired head style

36" wide 42" wide 48" wide 60" wide

Panel Leg no Pedestal 20" deep Return

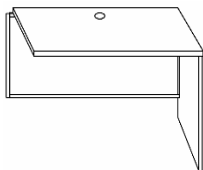


	VPSR3620L	VPSR4220L	VPSR4820L	VPSR6020L
Left				
Right	VPSR3620R	VPSR4220R	VPSR4820R	VPSR6020R
2 - Self-Edge	\$542	\$542	\$572	\$678
3 - 3mm Edge	\$542	\$542	\$572	\$678
4 - T-mold	\$580	\$580	\$612	\$736

Right hand unit shown

~ Weight	56 lbs	61 lbs	66 lbs	75 lbs
----------	--------	--------	--------	--------

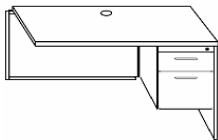
Panel Leg no Pedestal 24" deep Return



	VPSR3624L	VPSR4224L	VPSR4824L	VPSR6024L
Left				
Right	VPSR3624R	VPSR4224R	VPSR4824R	VPSR6024R
2 - Self-Edge	\$542	\$542	\$572	\$678
3 - 3mm Edge	\$542	\$542	\$572	\$678
4 - T-mold	\$580	\$580	\$612	\$736

~ Weight	60 lbs	65 lbs	70 lbs	80 lbs
----------	--------	--------	--------	--------

Panel Leg Single Pedestal 20" deep Return

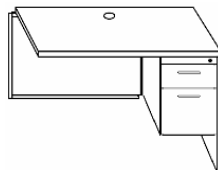


	■ -VPPR3620LBF	■ -VPPR4220LBF	■ -VPPR4820LBF	■ -VPPR6020LBF
Left				
Right	■ -VPPR3620RBF	■ -VPPR4220RBF	■ -VPPR4820RBF	■ -VPPR6020RBF
2 - Self-Edge	\$844	\$844	\$874	\$980
3 - 3mm Edge	\$844	\$844	\$874	\$980
4 - T-mold	\$882	\$882	\$914	\$1,038

Right hand unit shown

~ Weight	97 lbs	106 lbs	113 lbs	120 lbs
----------	--------	---------	---------	---------

Panel Leg Single Pedestal 24" deep Return

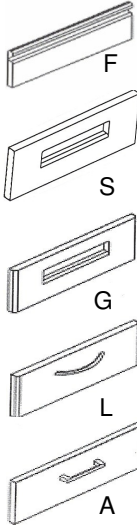


	■ -VPPR3624LBF	■ -VPPR4224LBF	■ -VPPR4824LBF	■ -VPPR6024LBF
Left				
Right	■ -VPPR3624RBF	■ -VPPR4224RBF	■ -VPPR4824RBF	■ -VPPR6024RBF
2 - Self-Edge	\$850	\$868	\$896	\$1,004
3 - 3mm Edge	\$850	\$868	\$896	\$1,004
4 - T-mold	\$888	\$906	\$936	\$10,060

~ Weight	102 lbs	112 lbs	116 lbs	125 lbs
----------	---------	---------	---------	---------

VS & D

Full Height Pedestal Desks



Desk pedestals have all of the drawer head and other options as the pedestals described earlier
 Desks are available in tubular leg, panel leg and pedestal supported as shown.
 All desks are 29" high. The 48", 60" and 66" wide desks are 30" deep. The 72" wide desks are 36" deep (6" overhang).
 Desk tops come in a wide variety of currently available laminates.
 Desk tops have several edge styles. To specify, add a number to the end of the model:
 2= Self-Edge, 3= 3mm Edge, 4= T-mold,
 Grommet holes for wire access are an option and located in the rear center of the top (add \$8 per grommet)
 Desks are available with or without a center drawer.
 Modesty Panels have a tray at the bottom for organizing wires.
 Single Pedestal Desks 60" and longer can accept an optional return
 Single Pedestal Desks need to be specified with the pedestal on the Left or the Right
 Replace "■" with letter "F", "S", "G", "L" or "A" for desired head style

Pedestal Options

		Add on
VSSH-LTR	File Dwr. Side to Side Hangers	\$28
VFC-LTR	File Drawer Compressor	\$38
VPT-LTR	Pencil Tray	\$46
VBDD-LTR	Box Dwr. Divider	\$42

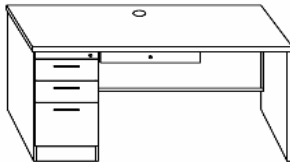
	30" deep 48" wide	30" deep 60" wide	30" deep 66" wide	36" deep 72" wide
--	----------------------	----------------------	----------------------	----------------------



Full Height Single Pedestal Desk without Center Drawer*

Left	■ -VS4830LBBF	■ -VS6030LBBF	■ -VS6630LBBF	■ -VS7236LBBF
Right	■ -VS4830RBBF	■ -VS6030RBBF	■ -VS6630RBBF	■ -VS7236RBBF
2 - Self-Edge	\$1,204	\$1,268	\$1,314	\$1,408
3 - 3mm Edge	\$1,204	\$1,268	\$1,314	\$1,408
4 - T-mold	\$1,254	\$1,328	\$1,372	\$1,478

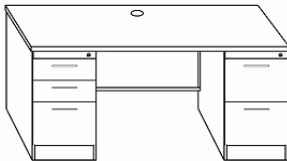
Left hand unit shown



Full Height Single Pedestal Desk with Center Drawer*

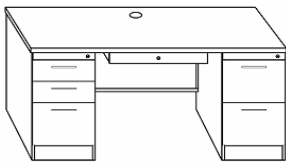
Left	■ -VSC4830LBBF	■ -VSC6030LBBF	■ -VSC6630LBBF	■ -VSC7236LBBF
Right	■ -VSC4830RBBF	■ -VSC6030RBBF	■ -VSC6630RBBF	■ -VSC7236RBBF
2 - Self-Edge	\$1,358	\$1,422	\$1,510	\$1,564
3 - 3mm Edge	\$1,358	\$1,422	\$1,510	\$1,564
4 - T-mold	\$1,408	\$1,482	\$1,526	\$1,632
~ Weight	175 lbs	185 lbs	210 lbs	240 lbs

*Accept bridges, corner units and peninsulas on page 31



Full Height Double Pedestal without Center Drawer

2 - Self-Edge	■ -VD6030BBFFF	■ -VD6630BBFFF	■ -VD7236BBFFF
3 - 3mm Edge	\$1,460	\$1,506	\$1,598
4 - T-mold	\$1,460	\$1,506	\$1,598
	\$1,520	\$1,564	\$1,668




Full Height Double Pedestal with Center Drawer

2 - Self-Edge	■ -VDC6030BBFFF	■ -VDC6630BBFFF	■ -VDC7236BBFFF
3 - 3mm Edge	\$1,620	\$1,666	\$1,758
4 - T-mold	\$1,620	\$1,666	\$1,758
	\$1,678	\$1,722	\$1,850

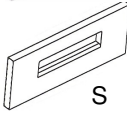
~ Weight	225 lbs	260 lbs	290 lbs
----------	---------	---------	---------

VP

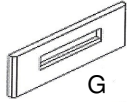
Full Pedestal Returns & Teacher Desks



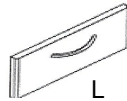
F



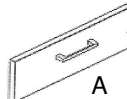
S



G



L



A

Return pedestals have all of the drawer head and other options as the pedestals described earlier

Returns are available in tubular leg, panel leg and pedestal supported as shown.

Returns are available in 26 3/8" Typing height

Desk tops come in a wide variety of currently available laminates. To specify, add a number to the end of the model:

2= Self-Edge, 3= 3mm Edge, 4= T-mold,

Grommet holes for wire access are an option and located in the rear center of the top

Modesty Panels have a tray at the bottom for organizing wires.

Returns must be specified by the side of the desk they attach to.

Pedestal Options

Add on

VSSH-LTR	File Dwr. Side to Side Hangers	\$28.00
VFC-LTR	File Drawer Compressor	\$38.00
VPT-LTR	Pencil Tray	\$46.00
VBDD-LTR	Box Dwr. Divider	\$42.00

Replace "■" with letter "F", "S", "G", "L" or "A" for desired head style

36" wide

42" wide

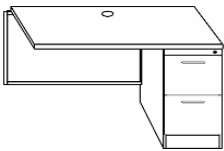
48" wide

60" wide

For no pedestal returns see the panel leg returns

Full Height Single Pedestal 20" deep Returns

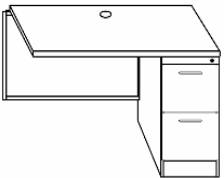
Left	■ -VPR3620LFF	■ -VPR4220LFF	■ -VPR4820LFF	■ -VPR6020LFF
Right	■ -VPR3620RFF	■ -VPR4220RFF	■ -VPR4820RFF	■ -VPR6020RFF
2 - Self-Edge	\$852	\$852	\$882	\$992
3 - 3mm Edge	\$852	\$852	\$882	\$992
4 - T-mold	\$892	\$892	\$922	\$1,050



Right hand unit shown

Full Height Single Pedestal 24" deep Returns

Left	■ -VPR3624LFF	■ -VPR4224LFF	■ -VPR4824LFF	■ -VPR6024LFF
Right	■ -VPR3624RFF	■ -VPR4224RFF	■ -VPR4824RFF	■ -VPR6024RFF
2 - Self-Edge	\$876	\$876	\$904	\$1,016
3 - 3mm Edge	\$876	\$876	\$904	\$1,016
4 - T-mold	\$914	\$914	\$944	\$1,072



Right hand unit shown

~ Weight 120 lbs 126 lbs 132 lbs 140 lbs

30" deep
48" wide

30" deep
60" wide

30" deep
66" wide

30" deep
72" wide

Teacher Desk with Bookcase without Center Drawer

Left	■ -VTB6630LBBF	■ -VTB7230LBBF
Right	■ -VTB6630RBBF	■ -VTB7230RBBF
2 - Self-Edge	\$1,984	\$2,028
3 - 3mm Edge	\$1,984	\$2,028
4 - T-mold	\$2,038	\$2,094

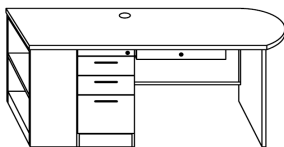


Left hand unit shown

~ Weight 200 lbs 230 lbs

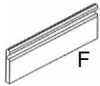
Teacher Desk with Bookcase with Center Drawer

Left	■ -VTBC6630LBBF	■ -VTBC7230LBBF
Right	■ -VTBC6630RBBF	■ -VTBC7230RBBF
2 - Self-Edge	\$2,138	\$2,184
3 - 3mm Edge	\$2,138	\$2,184
4 - T-mold	\$2,192	\$2,248

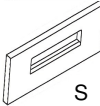


Left hand unit shown

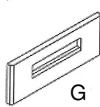
~ Weight 210 lbs 240 lbs



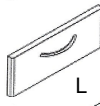
Desk pedestals have all of the drawer head and other options as the pedestals described earlier
Desks are available in pedestal supported style shown.
All desks are 29" high. The 48", 60", 66" and 72" wide desks are 30" deep.



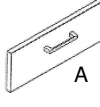
Desk tops come in a wide variety of currently available laminates.
Desk tops have several edge styles. To specify, add a number to the end of the model:
2= Self-Edge, 3= 3mm Edge, 4= T-mold



Grommet holes for wire access are an option and located in the rear center of the top (add \$8 per grommet)
Desks are available with or without a center drawer.



Modesty Panels have a tray at the bottom for organizing wires.

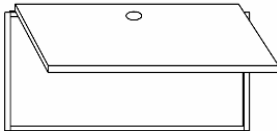


Replace "■" with letter "F","S","G","L" or "A" for desired head style

Pedestal Options

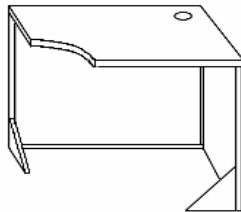
Add on

VSSH-LTR	File Dwr. Side to Side Hangers	\$28
VFC-LTR	File Drawer Compressor	\$38
VPT-LTR	Pencil Tray	\$46
VBDD-LTR	Box Dwr. Divider	\$24



24" deep Bridge

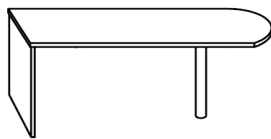
24" deep	VB3624	VB4224	VB4824	VB6024
2 - Self-Edge	\$446.00	\$446.00	\$490.00	\$562.00
3 - 3mm Edge	\$446.00	\$446.00	\$490.00	\$562.00
4 - T-mold	\$492.00	\$492.00	\$546.00	\$630.00
~ Weight	50 lbs	55 lbs	62 lbs	70 lbs



24" deep Corner Unit


Connects to 24" deep bridge or return

	VC3624	VC4224	VC4230	
2 - Self-Edge	\$986	\$1,118.00	\$1,250.00	
3 - 3mm Edge	\$986	\$1,118.00	\$1,250.00	
~ Weight	85 lbs	105 lbs	125 lbs	



Peninsula (attach to a return or via a bridge to a desk)

	VPC4830	VPC6030	VPC6630	VPC7230
2 - Self-Edge	Call	Call	Call	Call
3 - 3mm Edge	Call	Call	Call	Call
4 - T-mold	Call	Call	Call	Call
~ Weight	95 lbs.	110 lbs.	118 lbs.	125 lbs.



Peninsula Returns (attach to a desk directly)

	VPR4830	VPR6030	VPR6630	VPR7230
2 - Self-Edge	Call	Call	Call	Call
3 - 3mm Edge	Call	Call	Call	Call
4 - T-mold	Call	Call	Call	Call
~ Weight	70 lbs.	85 lbs.	93 lbs.	100 lbs.

Desk pedestals have all of the drawer head and other options as the pedestals described earlier
Desks are available in pedestal supported style shown.

All desks are 29" high. The 48", 60", 66" and 72" wide desks are 30" deep.

Desk tops come in a wide variety of currently available laminates.

Desk tops have several edge styles. To specify, add a number to the end of the model:

2= Self-Edge, 3= 3mm Edge, 4= T-mold

Grommet holes for wire access are an option and located in the rear center of the top (add \$8 per grommet)

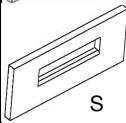
Desks are available with or without a center drawer.

Modesty Panels have a tray at the bottom for organizing wires.

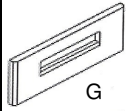
Replace "■" with letter "F","S","G","L" or "A" for desired head style



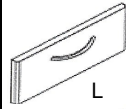
F



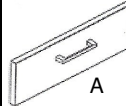
S



G



L



A

Pedestal Options

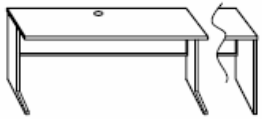
		Add on
VSSH-LTR	File Dwr. Side to Side Hangers	\$28
VFC-LTR	File Drawer Compressor	\$38
VPT-LTR	Pencil Tray	\$46
VBDD-LTR	Box Dwr. Divider	\$24

30" deep 48" wide	30" deep 60" wide	30" deep 66" wide	30" deep 72" wide
----------------------	----------------------	----------------------	----------------------

C-Leg Desk Shell

* Specify Panel Leg and side if you want to attach a return

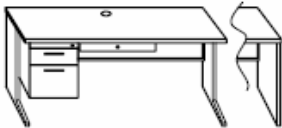
	VCL4830	VCL6030	VCL6630	VCL7230
2 C-Legs				
2 - Self-Edge	\$820	\$872	\$920	\$986
3 - 3mm Edge	\$820	\$872	\$920	\$986
4 - T-mold	\$858	\$928	\$972	\$1,050
* Left (Panel)	VCL4830LP	VCL6030LP	VCL6630LP	VCL7230LP
* Right (Panel)	VCL4830RP	VCL6030RP	VCL6630RP	VCL7230RP
2 - Self-Edge	\$918	\$970	\$1,016	\$1,082
3 - 3mm Edge	\$918	\$970	\$1,016	\$1,082
4 - T-mold	\$954	\$1,024	\$1,070	\$1,146



Right panel leg shown
Optional grommet shown

C-Leg Desk Shell with Pedestal

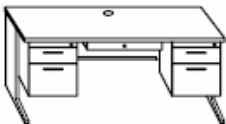
	-VCL4830LBF	-VCL6030LBF	-VCL6630LBF	-VCL7230LBF
Left (C-leg)				
Right (C-Leg)	-VCL4830RBF	-VCL6030RBF	-VCL6630RBF	-VCL7230RBF
2 - Self-Edge	\$1,218	\$1,272.00	\$1,318.00	\$1,384.00
3 - 3mm Edge	\$1,218	\$1,272.00	\$1,318.00	\$1,384.00
4 - T-mold	\$1,256	\$1,326.00	\$1,370.00	\$1,448.00
* Left (Panel)	-VCL4830LPBF	-VCL6030LPBF	-VCL6630LPBF	-VCL7230LPBF
* Right (Panel)	-VCL4830RPBF	-VCL6030RPBF	-VCL6630RPBF	-VCL7230RPBF
2 - Self-Edge	\$1,316	## \$1,368	\$1,414	\$1,480
3 - 3mm Edge	\$1,316	\$1,368	\$1,414	\$1,480
4 - T-mold	\$1,352	\$1,424	\$1,468	\$1,546
To add a center drawer (shown)		CD-1	\$160	
To add a grommet (shown)		080-0029A	\$40	



Right panel leg shown
Left hand pedestal unit shown

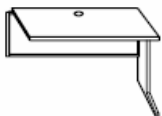
C-Leg Desk with two pedestals

	-VCL6030BFBF	-VCL6630BFBF	-VCL7230BFBF
2 - Self-Edge	\$1,670	\$1,716	\$1,782
3 - 3mm Edge	\$1,670	\$1,716	\$1,782
4 - T-mold	\$1,724	\$1,770	\$1,846
To add a center drawer (shown)		CD-1	\$160
To add a grommet (shown)		080-0029A	\$40
	24" deep	24" deep	24" deep
	36" wide	42" wide	48" wide
			60" wide



C-Leg Returns (attach to a panel leg side of desk)

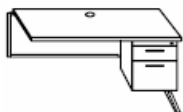
	VCLR3624L	VCLR4224L	VCLR4824L	VCLR6024L
Left				
Right	VCLR3624R	VCLR4224R	VCLR4824R	VCLR6024R
2 - Self-Edge	\$686.00	\$686.00	\$714.00	\$830.00
3 - 3mm Edge	\$686.00	\$686.00	\$714.00	\$830.00
4 - T-mold	\$722.00	\$722.00	\$752.00	\$886.00



Right hand unit shown
Optional grommet shown

C-Leg Returns with Pedestal (attach to a panel leg side of desk)

	-VCLR3624LBF	-VCLR4224LBF	-VCLR4824LBF	-VCLR6024LBF
Left				
Right	-VCLR3624RBF	-VCLR4224RBF	-VCLR4824RBF	-VCLR6024RBF
2 - Self-Edge	\$1,084	\$1,084	\$1,112	\$1,228
3 - 3mm Edge	\$1,084	\$1,084	\$1,112	\$1,228
4 - T-mold	\$1,120	\$1,120	\$1,150	\$1,284




Right hand unit shown
Optional grommet shown

~ Weight See panel leg desks of the same size

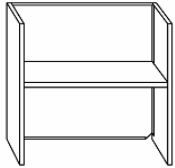
These units are accessories for the desks to provide extra storage or work space. Shelves are available in wall mount or desktop mount (for stand alone). Desktop units can have tack boards to mount under the shelf. Tack boards are available in a variety of fabric covers. Please contact us for currently available styles. Low profile fluorescent lights are available to mount under the shelves to light the work surface. Keyboard drawers and trays provide ergonomic positioning of a keyboard and / or mouse. Transaction counters provide a place for customers to sign-in while keeping other documents private.

30" wide 36" wide 42" wide 48" wide 60" wide 66" wide wide



Open Wall mount Shelves

	VWM-OS30	VWM-OS36	VWM-OS42	VWM-OS48	VWM-OS60	VWM-OS66	VWM-OS72
	\$254	\$262	\$270	\$302	\$322	\$336	\$340
Wt.	17 lbs.	19 lbs.	21 lbs.	22 lbs	26 lbs.	28 lbs.	29 lbs.



Open Desk mount Shelves

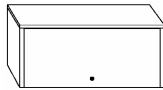
	VDM-OS30	VDM-OS36	VDM-OS42	VDM-OS48	VDM-OS60	VDM-OS66	VDM-OS72
	\$510	\$540	\$570	\$600	\$650	\$676	\$702
Wt.	54 lbs.	59 lbs.	64 lbs.	69 lbs.	79 lbs.	84 lbs.	89 lbs.

Open Desk mount with Tack boards

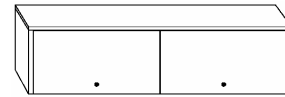
Boards are covered in cloth, contact us for available styles.

	VDM-OS30-TB	VDM-OS36-TB	VDM-OS42-TB	VDM-OS48-TB	VDM-OS60-TB	VDM-OS66-TB	VDM-OS72-TB
	\$682	\$722	\$762	\$802	\$896	\$946	\$988
Wt.	60 lbs.	66 lbs.	72 lbs.	79 lbs.	91 lbs.	97 lbs.	104 lbs.

Closed Wall mount Shelves



30", 36", 42" & 48" have a single door

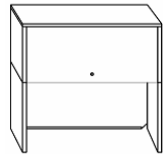


60", 66" & 72" units have two doors

Door recedes inside the cabinet rather than over the top

	VWM-CS30	VWM-CS36	VWM-CS42	VWM-CS48	Double Door VWM-CS60	Double Door VWM-CS66	Double Door VWM-CS72
	\$574	\$618	\$662	\$706	\$956	\$982	\$1,012
Wt.	35 lbs.	40 lbs.	45 lbs.	50 lbs.	60 lbs.	70 lbs.	80 lbs.

Closed Desk mount Shelves



36.375" overall height
21" clearance under shelf
13.81" front to back

30", 36", 42" & 48" have a single door



60", 66" & 72" units have two doors

Door recedes inside the cabinet rather than over the top

	VDM-CS30	VDM-CS36	VDM-CS42	VDM-CS48	Double Door VDM-CS60	Double Door VDM-CS66	Double Door VDM-CS72
	\$966	\$966	\$966	\$966	\$1,256	\$1,274	\$1,306
Wt.	60 lbs.	66 lbs.	72 lbs.	78 lbs.	111 lbs	119 lbs	128 lbs

Closed Desk mount units with Tack boards

Boards are covered in cloth, contact us for available styles.

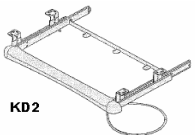
	VDM-CS30-TB	VDM-CS36-TB	VDM-CS42-TB	VDM-CS48-TB	Double Door VDM-CS60-TB	Double Door VDM-CS66-TB	Double Door VDM-CS72-TB
	\$1,168	\$1,168	\$1,168	\$1,168	\$1,500	\$1,542	\$1,594
Wt.	98 lbs.	108 lbs.	116 lbs.	126 lbs.	179 lbs.	193 lbs.	208 lbs.



KB2

Keyboard Drawers and Shelves


	without mouse tray KD1	with mouse tray KD2	without mouse tray KB1	with mouse tray KB2
	\$242	\$284	\$294	\$358
Wt.	10 lbs.	10 lbs.	10 lbs.	10 lbs.



KD2

Lights

(low profile fluorescent to light worksurface)		
24"	36"	48"
MTL24	MTL36	MTL48
\$206	\$222	\$250
5 lbs.	8 lbs.	10 lbs.



Transaction Counters

Counters mount to a top, are 18" deep at the top and 12" at the bottom and raise the surface ~13"

	CT3018	CT3618	CT4218	CT4818	CT6018	CT6618	CT7218
	\$460	\$460	\$572	\$584	\$702	\$738.00	\$776
Wt.	36 lbs.	42 lbs.	47 lbs.	53 lbs.	64 lbs.	70 lbs.	75 lbs.

Built-in Cabinetry

Clear interior depth of cabinets: Wall - 12", Base - 22"

Overall depth of cabinets: Wall - 13", Base - 24"

All Shelves in Wall and Base Cabinets are adjustable

Number of adjustable shelves: 24" High Wall Cabinet - 1 shelf

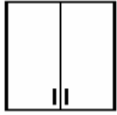
30" High Wall Cabinets - 2 shelves

Base Cabinets - 1 Shelf

Maximum Door Width: 24" for hinged doors

All Base Cabinets receive toe-kick base

Wall Mount Cabinets with Hinged Doors



Width 18" wide 21" wide 24" wide 27" wide 30" wide 33" wide 36" wide

24" Height - **1 Shelf**

13" Depth

Part Number 181324W 211324W 241324W 271324W 301324W 331324W 361324W

Weight

List Price **Call** **Call** **Call** **Call** **Call** **Call**

Width 18" wide 21" wide 24" wide 27" wide 30" wide 33" wide 36" wide

30" Height - **2 Shelves**

13" Depth

Part Number 181330W 211330W 241330W 271330W 301330W 331330W 361330W

Weight

List Price **Call** **Call** **Call** **Call** **Call** **Call**

Wall Mount Cabinets with Open Shelves



Width 18" wide 21" wide 24" wide 27" wide 30" wide 33" wide 36" wide

24" Height - **1 Shelf**

13" Depth

Part Number 181324WOS 211324WOS 241324WOS 271324WOS 301324WOS 331324WOS 361324WOS

Weight

List Price **Call** **Call** **Call** **Call** **Call** **Call**

Width 18" wide 21" wide 24" wide 27" wide 30" wide 33" wide 36" wide

30" Height - **2 Shelves**

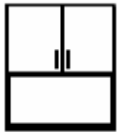
13" Depth

Part Number 181330WOS 211330WOS 241330WOS 271330WOS 301330WOS 331330WOS 361330WOS

Weight

List Price **Call** **Call** **Call** **Call** **Call** **Call**

Wall Mount Cabinets with Open Book Shelf



Width 18" wide 21" wide 24" wide 27" wide 30" wide 33" wide 36" wide

24" Height

13" Depth

Part Number 181324WBS 211324WBS 241324WBS 271324WBS 301324WBS 331324WBS 361324WBS

Weight

List Price **Call** **Call** **Call** **Call** **Call** **Call**

Width 18" wide 21" wide 24" wide 27" wide 30" wide 33" wide 36" wide

30" Height

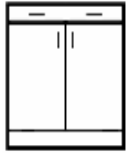
13" Depth

Part Number 181330WBS 211330WBS 241330WBS 271330WBS 301330WBS 331330WBS 361330WBS

Weight

List Price **Call** **Call** **Call** **Call** **Call** **Call**

Base Cabinets - With Hinged Doors and Drawers




Width	18" wide	21" wide	24" wide	27" wide	30" wide	33" wide	36" wide
30" Height - 1 Shelf							
24" Depth							
Part Number	182430BC	212430BC	242430BC	272430BC	302430BC	332430BC	362430BC
Weight							
List Price	Call	Call	Call	Call	Call	Call	Call
Width	18" wide	21" wide	24" wide	27" wide	30" wide	33" wide	36" wide
36" Height - 1 Shelf							
24" Depth							
Part Number	182436BC	212436BC	242436BC	272436BC	302436BC	332436BC	362436BC
Weight							
List Price	Call	Call	Call	Call	Call	Call	Call

Base Cabinets - With Drawers

Shown w/Box, Box, File 30" Height

Drawer Configuration



Width	18" wide	21" wide	24" wide	27" wide	30" wide	33" wide	36" wide
30" Height							
24" Depth							
Part Number	182430FD-BBF	212430BD-BBF	242430BD-BBF	272430BD-BBF	302430BD-BBF	332430BD-BBF	362430BD-BBF
Weight							
List Price	Call	Call	Call	Call	Call	Call	Call
Width	18" wide	21" wide	24" wide	27" wide	30" wide	33" wide	36" wide
36" Height							
24" Depth							
Part Number	182436FD-BBF	212436BD-BBF	242436BD-BBF	272436BD-BBF	302436BD-BBF	332436FD-BBF	362436FD-BBF
Weight							
List Price	Call	Call	Call	Call	Call	Call	Call

NOTE! Units 30" high available with 2 box drawer and a file drawer or 2 file drawers. Additional drawer configurations available.

Note! 36" high available with 1 box drawer and 2 file drawers.

Base Cabinets - With Open Shelves



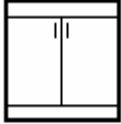
Width	18" wide	21" wide	24" wide	27" wide	30" wide	33" wide	36" wide
30" Height - 2 Shelves							
24" Depth							
Part Number	182430BOS	212430BOS	242430BOS	272430BOS	302430BOS	332430BOS	362430BOS
Weight							
List Price	Call	Call	Call	Call	Call	Call	Call
Width	18" wide	21" wide	24" wide	27" wide	30" wide	33" wide	36" wide
36" Height - 3 Shelves							
24" Depth							
Part Number	182436BOS	212436BOS	242436BOS	272436BOS	302436BOS	332436BOS	362436BOS
Weight							
List Price	Call	Call	Call	Call	Call	Call	Call

Base Cabinets - With Open Shelves and Drawer



Width	18" wide	21" wide	24" wide	27" wide	30" wide	33" wide	36" wide
30" Height - 1 Shelf							
24" Depth							
Part Number	182430BOS-1	212430BOS-1	242430BOS-1	272430BOS-1	302430BOS-1	332430BOS-1	362430BOS-1
Weight							
List Price	Call	Call	Call	Call	Call	Call	Call
Width	18" wide	21" wide	24" wide	27" wide	30" wide	33" wide	36" wide
36" Height - 2 Shelves							
24" Depth							
Part Number	182436BOS-1	212436BOS-1	242436BOS-1	272436BOS-1	302436BOS-1	332436BOS-1	362436BOS-1
Weight							
List Price	Call	Call	Call	Call	Call	Call	Call

Sink Cabinets - With Hinged Doors



Width	18" wide	21" wide	24" wide	27" wide	30" wide	33" wide	36" wide
30" Height - 1 Shelf							
24" Depth							
Part Number	182430SC	212430SC	242430SC	272430SC	302430SC	332430SC	362430SC
Weight							
List Price	Call	Call	Call	Call	Call	Call	Call
Width	18" wide	21" wide	24" wide	27" wide	30" wide	33" wide	36" wide
36" Height - 1 Shelf							
24" Depth							
Part Number	182436SC	212436SC	242436SC	272436SC	302436SC	332436SC	362436SC
Weight							
List Price	Call	Call	Call	Call	Call	Call	Call

